



Notice of meeting of

Reducing Carbon Emissions Scrutiny Sub-Committee

To: Councillors Fairclough (Chair), Blanchard, Hill, Horton,
Kirk and Livesley

Non-statutory, non-voting co-opted Members:

Mrs Mildred Grundy, Ms Pat Holmes and Honorary
Alderman Jack Archer

Date: Wednesday, 13 September 2006

Time: 5.00 pm

Venue: Guildhall, York

AGENDA

1. Declarations of Interest

At this point Members are asked to declare any personal or prejudicial interests they may have in the business on this agenda.

2. Minutes

(Pages 1 - 6)

To approve and sign the minutes of the last meeting of the Sub-Committee held on 5 July 2006.

3. Public Participation

At this point in the meeting members of the public who have registered their wish to speak regarding an item on the agenda or an issue within the Sub-Committee's remit can do so. Anyone who wishes to register or requires further information is requested to contact the Democracy Officer on the contact details listed at the foot of this agenda. The deadline for registering is Tuesday 12 September 2006 at 10.00am

4. Draft Final Report: Reducing Carbon Emissions from York's Public and Private Sector Housing (Pages 7 - 118)

To consider the draft final report of the former Housing Scrutiny Board, delivering their research and findings regarding approaches Local Authorities might take to reducing carbon emissions in York's public and private sector housing.

5. Urgent Business

Any other business which the Chair considers urgent under the Local Government Act 1972

Democracy Officer:

Name: Jill Pickering

- Telephone – (01904) 552030
- E-mail – jill.pickering@york.gov.uk

For more information about any of the following please contact the Democracy Officer responsible for servicing this meeting

- Registering to speak
- Business of the meeting
- Any special arrangements
- Copies of reports

Contact details are set out above.

City of York Council

Committee Minutes

MEETING	REDUCING CARBON EMISSIONS SCRUTINY SUB-COMMITTEE
DATE	5 JULY 2006
PRESENT	COUNCILLORS FAIRCLOUGH (CHAIR), BLANCHARD, HILL, KIRK, LIVESLEY AND ARCHER (CO-OPTED NON-STATUTORY MEMBER)
APOLOGIES	COUNCILLOR HORTON

1. **DECLARATIONS OF INTEREST**

Members were invited to declare at this point in the meeting any personal or prejudicial interests they might have in the business on the agenda.

No interests were declared.

2. **CHAIR**

RESOLVED: That Councillor Fairclough be elected to act as Chair of the meeting.

3. **MINUTES**

RESOLVED: That the minutes of the last meeting of the Housing Scrutiny Board held on 6 March 2006 be agreed and signed as a correct record.

4. **PUBLIC PARTICIPATION**

The Chair advised the Sub-Committee that there had been no registrations to speak under the Council's Public Participation Scheme.

5. **DRAFT FINAL REPORT: REDUCING CARBON EMISSIONS FROM YORK'S PUBLIC AND PRIVATE SECTOR HOUSING**

Consideration was given to the draft final report of the former Housing Scrutiny Board which presented their research and findings regarding approaches Local Authorities might take in reducing carbon emissions in York's public and private sector housing. The Sub-Committee were recommended to agree the report and subject to amendments, its submission to Scrutiny Management Committee, in line with their decision to complete outstanding scrutiny topics as a matter of urgency.

Reference was made to the lack of Member commitment to the report following Cllr Jamieson-Ball, as the Scrutiny Boards Chair's appointment as Executive Member for Youth and Social Inclusion. It was felt that there was a case for this topic to be converted into an Ad Hoc Scrutiny Committee to enable full consideration to be given by Members and Officers to finalising the report.

Members also considered a list of proposed amendments to the report, made by Cllr Hill, which had been emailed to Members detailing a series of short term actions which could be taken to help in the reduction of carbon emissions. Details were also circulated, at the meeting, of the Green Parties Alternative Energy Report in particular charts showing selected carbon reduction options that were not included in current Government policies, plans or programmes.

Consideration was given to the principals and major points in the draft report prior to further consideration by an informal drafting meeting of former Board members and an examination of the implications by Officers.

RESOLVED: (i) That the Scrutiny Management Committee be requested to agree an extension of time for the completion of the Housing topic Reducing Carbon Emissions in York's Housing as it was not considered feasible to finalise the report without further work and a full examination of the implications by Officers, for submission to SMC on 25 September 2006.

- (ii) That subject to the following amendments and alterations the draft final report of the Housing Scrutiny Board be circulated to Members and Officers by email prior to an informal meeting of the Board on Friday 4 August at 4.15pm to complete the redraft of the report.
 - a. At the redrafting stage the wording of the report be simplified, in plain English and particularly technical information contained in an annex, footnote or bibliography to the document to make it accessible to everyone;
 - b. Recommendation 2 in the summary of recommendations the removal of the more than and less than symbols (< >) and their replacement with text.
 - c. Recommendation 5 in the summary of recommendations the replacement of the words "funded housing" with "local authority stock" in the second line.
 - d. The inclusion of the following text before paragraph 14 "Nationally, our reaction to the threat of climate change has not been very effective:

- It has long been the Government’s policy to reduce greenhouse emissions by 20 per cent from 1990 levels by 2010. We are now emitting only 7.5% less than in 1990.
 - Carbon dioxide emissions rose by 1.5% in 2004, and figures released this year showed that carbon dioxide emissions are continuing to rise.”
- e. A note including in the report explaining that paragraphs 20 – 32 relating to Fuel Poverty, Thermal Comfort and CO² Reduction are included at this point in the report as this is national strategy.
 - f. The drafting group to review the content of paragraph 21.
 - g. Paragraphs 24 – 27 to be rephrased to include the evidence without endorsement.
 - h. The addition to Recommendation 3. of “The City of York Council to research the best in relation to energy efficiency in properties, where appropriate, in relation to York’s circumstances and policies”.
 - i. The drafting group to examine the possibility of including the following text prior to paragraphs 37/38

“Figures available showing the take-up of grants for home insulation over the five years from 2000-05 show that York has performed worse than any other significant urban area in the whole of Yorkshire.

County	Authority	Households awarded grants	% of households taking up grant	Total households
East Riding of Yorkshire	East Riding of Yorkshire	8,412	6.4%	131,084
	Kingston upon Hull	10,193	9.8%	104,288
North Yorkshire	NYCC	7,338	3.1%	237,583
	York	1,833	2.4%	76,920
South Yorkshire	Barnsley	8,713	9.5%	92,165
	Doncaster	11,810	9.9%	118,699
	Rotherham	7,736	7.6%	102,279
	Sheffield	15,575	7.2%	217,622
West Yorkshire	Bradford	26,699	14.8%	180,246

	Calderdale	6,639	8.2%	80,937
	Kirklees	13,071	8.2%	159,031
	Leeds	17,299	5.7%	301,614
	Wakefield	7,961	6.0%	132,212
	Total	143,279		1,934,680

figures from EAGA Partnership

The Warm Front grant is provided to homeowners to pay for measures to improve insulation, such as draught proofing, and increase energy efficiency. Figures from the EAGA partnership show that fewer than 2.4% of homes in York had benefited from a Warm Front grant for energy insulation, lower than in any other urban district or principal local authority in Yorkshire. The 2.4% here compares to 8% in Kirklees and a lofty 15% in Bradford. Proportionally, more residents in Scarborough and Selby are benefiting than in York. If we were getting our fair share nearly twice as many households would benefit. If we were doing as well as the best some six times as many households would benefit.

There are serious problems with homes being poorly insulated – wasting energy and wasting money. The Government is throwing money at this problem. But in York we are not taking up these funds. It is the Council's role to reduce emissions and energy consumption by promoting grants like Warm Front. We should take the Government's grant money and give it to those most in need of it."

- j. That consideration be given to tasking an Officer to identify the most appropriate methods for York to increase grant take up and to raise awareness of energy efficiency to meet the needs of York residents which may involve the Councils Member Champion for Energy Efficiency.
- k. Need for the report to present a balance between both EAAC and EAGA to enable residents to gain maximum benefit from all appropriate agencies.
- l. To look at the possibility of providing a diagram showing the relationship between the agencies.
- m. Paragraph 51 to be punctuated and rephrased.
- n. Further consideration and examination to be made of all the key findings of the Scrutiny Bodies research for possible addition to the report and recommendations.
- o. Inclusion in the report of details of City of York Council grants for insulation for residents and landlords of older properties.

REASON: To facilitate completion of the former Housing Scrutiny Board's outstanding work.

C FAIRCLOUGH, Chair

[The meeting started at 5.00 pm and finished at 7.00 pm].

This page is intentionally left blank



Reducing Carbon Emissions Scrutiny Sub Committee

13 September 2006

Reducing Carbon Emissions from York's Public and Private Sector Housing.

Summary

1. The purpose of this report is to inform the Reducing Carbon Emissions Scrutiny Sub Committee of the final revisions to their report as discussed at the previous meeting.
2. The main findings arising from the work carried out by the Scrutiny Sub Committee are as follows:
 - The council has a number of obligations as set out in various Acts and international, national and regional guidance to promote sustainable forms of energy in the home and reduce harmful emissions.
 - CO₂ emissions and fuel poverty are seen as linked issues. The recommendations therefore refer to both reducing CO₂ emissions and fuel poverty.
 - Renewable microgeneration – i.e. domestic scale wind, solar or biomass generation is seen as integral to tackling fuel poverty and therefore reducing CO₂ emissions.
 - Yorkshire and Humberside region is the second poorest nationally in terms of fuel poverty
 - York has two wards in the bottom 10% nationally and five wards in the bottom 10% regionally concerning fuel poverty. Almost 1 in 4 households live in fuel poverty rising to almost 1 in three households in the poorest wards.
 - City of York Council Housing stock has above national average SAP (energy efficiency) rating but is still the lowest in the region.
 - York residents have the lowest rate of access to funding to increase home insulation and energy efficiency and therefore, potentially, spends more money on fuel and creates more CO₂ emissions.

3. Members are requested to endorse the recommendations and agree that the report be progressed through SMC to the Executive.

Background

4. Further to the last meeting on 5 July 2006, the Scrutiny Management Committee was requested to agree an extension of time for completion of the final report to enable further work and a full examination of the implications by Officers to be undertaken. Amendments to the previous report have now been incorporated into the attached report.
5. The final report is structured to provide a top down view of the issues around CO₂ emissions and therefore details research and findings at the following levels:
 - Global/International issues
 - National responses and issues
 - Regional responses and obligations, and
 - Local obligations and implications.
6. The 12 recommendations contained in the report focus on the following areas where the Council can take immediate action:
 - Strategies and action plans (recommendations 1, 10,)
 - Planning guidance and building regulations (recommendations 2, 3, 4, 6)
 - Standards, Monitoring and assessment (recommendations 5, 7, 8, 9)
 - Raising awareness (recommendations 11, 12).

Main Changes

7. The main changes to the earlier draft report are as follows:
 - A summary of main findings and recommendations has been provided at the front of the report.
 - Table 1 in the summary outlines the key lines of research, impact and remedies for the four levels of findings, that is; international/global, national, regional and local.
 - Table 2 has been inserted to provide a picture of York in relation to fuel poverty (see paragraph 43). This shows that Westfield and Clifton have the most households considered to live in fuel poverty.
 - Paragraphs 51 to 60 have been added to the report and provide specific information from Housing Services on progress made on a number of issues. In summary these are:

- a. Working in partnership with the Energy Efficiency Advice Centre (EEAC)
 - b. Contacted private rented sector landlords and tenants to raise awareness about energy efficiency, and
 - c. Initiated a number of communication campaigns to draw attention to energy efficiency and grants available.
- Changed the first recommendation to place the responsibility for the development of strategies and plans through the relevant officers.
 - Generally the report has been amended to focus on the key findings of the sub committee.

Consultation

8. During the detailed work undertaken by the Scrutiny Sub Committee full consultation has been carried out and recognition of those consulted has been made at the end of the report.

Options

9. During the course of review the Sub Committee have taken views on information provided as best practice and much of this is provided in the Annexes to the report. The recommendations reflect those considerations and alternative options are not therefore presented.

Analysis

10. All analysis is presented in the body of the report.

Corporate Priorities

11. The wider topic of sustainability has been a Council Corporate Aim for many years. The recently approved Corporate Priorities includes improvements to the 'quality and availability of decent and affordable homes in the city'.

Implications

12. Relevant Council Officers are being consulted on the final draft report in terms of any implications arising from each of the recommendations detailed in it. Final officer comments will be reported to SMC at the end of September.

Risk Management

13. The report highlights the issues and implications for York based on national and regional guidance. The risks to the Council are that its responsibilities to promote more energy efficiency and assess and monitor progress across the city are not fully embedded. This should be addressed as part of the operational and strategic risk analysis carried out by each directorate.

Recommendations

14. The Reducing Carbon Emissions Scrutiny Sub Committee are asked to :
- Note the changes to the report.
 - Approve the recommendations
 - Agree for the report to be considered by SMC and thereafter the Executive at the earliest opportunity.

Contact Details

Author:
R. Sherratt
Scrutiny Officer
Democratic Services
Tel No.01904 552066

Chief Officer Responsible for the report:
Chief Officer's name
Suzan Hemingway
Head of Civic, Democratic and Legal
Services

Colin Mockler
Head of Performance &
Improvements
Tel: 01904 552002

Report Approved

Date 5 September 2006

Specialist Implications Officer(s) List information for all
Implication ie Financial Implication ie Legal
Name Name
Title Title
Tel No. Tel No.

Wards Affected: List wards or tick box to indicate all

For further information please contact the author of the report

Background Papers:

As Per Annex A

Annexes

- Annex A:** Reducing Carbon Emissions from York's Public and Private Sector Housing
- Annex Aa:** Scrutiny Topic Registration Form
- Annex Ab:** HACKW report re fuel Poverty and Health Impacts
- Annex Ac:** Affordable warmth Action Plan for Yorkshire and the Humber
- Annex Ad:** Section of Regional Local Authority Cabinet Energy Champions Questionnaire
- Annex Ae:** Mapping Domestic Thermal Efficiency in York

Annex Af: Affordable Warmth Strategy Development

Annex Ag: Sketching the Energy Efficient Home

Annex Ah: The Nottingham Declaration on Climate Change

This page is intentionally left blank

Reducing Carbon Emissions Scrutiny Sub-Committee

Reducing Carbon Emissions from York's Public and Private Sector Housing.



For consideration by:

Reducing Carbon Emissions Scrutiny Sub-Committee 13 September 2006

Scrutiny Management Committee 25 September 2006

Executive TBA

Chair's Foreword

Contents

Chair's Foreword	Pg.
Contents	Pg.
Executive Summary and Main Findings	Pg.
Summary of Recommendations	Pg.
Summary of Implications of Recommendations to the City of York Council	Pg.
Final Report	Pg.
Final Comments from the Board	Pg.
Board Members and Contact Details	Pg.
Glossary	Pg.

Executive Summary and Main Findings

This report and review outlines an approach to reducing carbon dioxide (CO₂) emissions from York's public and private sector housing.

Regionally we are one of the last authorities to prepare a Climate Change Strategy and Action Plan. This places us in a weak position to meet our obligations under The UK Climate Change Programme 2006¹. In 2004 the council signed the Nottingham Declaration on Climate Change but it has not set targets or monitored progress against its aims. See Recommendation 1.

The Home Energy Conservation Act 1995 (HECA) obliges local housing authorities to act and report annually as "energy conservation authorities". Reports must identify measures for improving energy efficiency in all residential accommodation – public and private², obliging authorities to ensure citizens access information and grants. Doing so should make homes thermally efficient, reduce CO₂ emissions and improve public health.

With 14.9% of households 'fuel poor', i.e households that spend more than 10% of its income on fuel, the Yorkshire and Humber Region is the second worst nationally according to the 2001 English House Condition Survey (EHCS). The gap between thermal efficiency in Local authority stock and private sector stock has widened. York's take up of national grants for efficiencies work is the poorest in the region whilst some of our Wards are also some of the regions most fuel poor.

The Region has developed a Regional Fuel Poverty Action Plan to try resolve this. York has yet to develop and adopt a Fuel Poverty Strategy. Recommendation 10 proposes the adoption of an Energy Efficiency and Thermal Comfort Strategy which will incorporate Regions' Action Plan.

National Energy Action (NEA) and the National Right to Fuel Campaign (NRFC) see the impact of fuel prices resulting in more than 1 million households still being fuel poor in 2009. They and the Energy Efficiency Partnership 'Homes Fuel Poverty Strategy Group'³ highlight the need to use embedded renewable microgeneration – i.e. domestic scale wind, solar or biomass generation etc - as integral to tackling fuel poverty. York has yet to take a positive 'invest to save' stance on integrating such technologies into its homes. This report suggests approaches to consider doing so which should not divert funds away from other aspects of achieving decent homes standards. See Recommendations 6 and 12.

National Planning Policy frameworks were recently amended to address climate change, CO₂ reduction, insecurity of fuel supply and indirectly fuel poverty. Local Development Documents are now required to incorporate targets ensuring that at least 10% of all energy required is provided from renewable sources in new developments – including domestic – up to 2010 with a rising target for onsite

¹ The UK Climate Change Programme 2006 'Tomorrow's Climate Today's Challenge

² Local Authorities were asked to submit their Ninth Progress Reports to the Secretary of State by 30 September 2005.

³ Fuel Poverty Strategy Group response to the responses to a Department of Trade and Industry consultation exercise re the Microgeneration Strategy and Low Carbon Buildings Programme September 2005.

embedded renewables (15% by 2015, 20% by 2021 etc) thereafter. See Recommendation 2.

Recent amendments to Parts L and F of the Building Regulations emphasise better regulatory practice to maximise energy efficiency opportunities. Local authorities are expected to take a stronger approach to the enforcement of the integration of higher thermal efficiency standards during development and refurbishment. See Recommendations 4 and 5.

York must set targets for renewable energy integration in its developments and work with others to ensure officers are supported to deliver increasingly sustainable homes through its planning and enforcement processes. See Recommendations 2 and 3.

The review supports and encourages the council to monitor, manage and achieve the carbon savings required by international, national, monitoring frameworks and the law as it devolves at regional and local levels. Its findings are also supported by the Audit Commission's aims for increased sustainability in Comprehensive Performance Assessment (CPA) and Gershon efficiencies reporting⁴. See Recommendations 7, 8, 9 and 11.

This report is structured to provide a top down view of the issues around CO₂ emissions and therefore details research and findings at the following levels:

- Global/International issues
- National responses and issues
- Regional responses and obligations, and
- Local obligations and implications.

Details of these are précised below in Table 1.

Table 1

LEVEL / ISSUE	REQUIREMENT or REMEDY at this LEVEL	EXPECTATION on LOCAL AUTHORITY
GLOBAL/INTERNATIONAL Climate Change Global Warming	Montreal Protocol Kyoto Protocol	Adopt Climate Change Strategy (not done CYC) Sign Nottingham Declaration (Done November 2004)
GLOBAL/INTERNATIONAL End of Fossil Fuel Reserves	International Investment in Renewable Energy Technology	Promote Renewable Energy Technology (not done CYC)
NATIONAL Responding to Obligations re Climate Change including Kyoto Protocol	National Climate Change Programme – Tomorrow's Climate Today's Challenge (March 2006) & National Sustainability Strategy Securing the Future Integration of Sustainability into CPA and Gershon	Adopt Climate Change Strategy Sign Nottingham Declaration (Done November 2004) Incorporate Climate Change and Sustainability into Local Area Agreements. (not done CYC) Adopt EMAS (Done)

⁴ for more information regarding CPA and Gershon efficiencies see glossary

LEVEL / ISSUE	REQUIREMENT or REMEDY at this LEVEL	EXPECTATION on LOCAL AUTHORITY
<p>NATIONAL End of Fossil Fuel Reserves</p>	<p>National Investment in Renewable Energy Technology , training and grants structure</p>	<p>Pick up Grants funding in domestic property portfolio; joint working with EEAC to ensure renewables are part of the HRA and Housing Capital Business plan. Consultation should cover improvements scheduled to buildings fabric and/or heating, water systems replacements etc</p>
<p>NATIONAL Fuel Poverty and Achieving thermal comfort</p>	<p>Home Energy Conservation Act</p>	<p>Obligated to complete annual HECA return which should define areas for improvement. (presently done in partnership with EEAC but some actions not being fully recorded Return could be improved by adoption of Fuel Poverty Strategy and Action Plan for delivery with internal and External Partners</p>
<p>NATIONAL Historically thermally poor approaches to planning, buildings design and construction</p> <p>NATIONAL</p>	<p>Changes to the Planning Policy Framework including targets for renewables to be incorporated into all new build. Changes to Buildings Regs Parts L & F</p> <p>Pressure to Adopt at LA level Higher Sustainable standards of build for own Stock – i.e. EcoHomes Excellent - as Exemplars</p>	<p>Change the present planning framework to incorporate Merton Rule or Higher (See para's 24 & 25) Ensure that Merton Rule or Higher Are embedded in the LDF documents Ensure that Planning Enforcement / Buildings Control Officers are trained to enforce new standards Adopt a policy to ensure new Housing stock within CYC control or ALMO is EcoHomes Very Good to Excellent</p>
<p>REGIONAL Net Energy Exporter – Hence Net CO₂ Contributor Greater than National need to invest in Renewables and Emmisions reduction technology across all Sectors</p>	<p>Strategic targets for devolution under the Regional Energy Strategy and Regional Spatial Strategy</p> <p>Raise awareness in Local Authorities of Reduce and Renewably Source Principals; i.e. Cabinet Energy Champions Project</p>	<p>Ensure that Merton Rule or Higher Are embedded in the LDF documents Adopt a policy to ensure new Housing stock within CYC control or ALMO is EcoHomes Very Good to Excellent</p> <p>Appoint Cabinet Energy Champion (Done Annual Full Council 2006). Ensure Champion works corporately to improve approaches to energy across the authority Appoint a Corporate Energy and Water Management Task group (done) Ensure Cabinet Energy Champion is involved in the work of the Corporate Energy and Water Management Task group (not done)</p>

LEVEL / ISSUE	REQUIREMENT or REMEDY at this LEVEL	EXPECTATION on LOCAL AUTHORITY
<p>REGIONAL Chronic Fuel Poverty 2nd Worst Region Nationally</p>	<p>Regional Fuel Poverty and Action Plan</p> <p>Improved access to advisory bodies for all LA's e.g. NEA</p>	<p>Local Authority Fuel Poverty Strategy and Action Plan with target setting linked to HECA York's and Humber Assembly signed</p> <p>Membership and paid for all LA's in the region 2006</p>
<p>LOCAL Several Wards falling behind the National Standards for thermal comfort. Obligated to complete annual HECA return which should define areas for improvement. (presently done in partnership with EEAC but some actions not being fully recorded</p>	<p>Adoption of Fuel Poverty Strategy and Action Plan in Partnership with PCT, GP's, EEAC and Internal Partners Adopt policy equivalent to Kirklees to ensure new Housing stock with authorities control or ALMO is EcoHomes Excellent</p>	<p>Adoption of Fuel Poverty Strategy and Action Plan in Partnership with PCT, GP's, EEAC and Internal Partners</p> <p>Adopt a policy to ensure new Housing stock within CYC control or ALMO is EcoHomes Very Good to Excellent</p>
<p>LOCAL Authority falling behind its peers on renewable energy generation no clear commitment to achieving targets of local government or the region</p>	<p>Ensure that Merton Rule or Higher are embedded in the LDF documents Adopt policy equivalent to Kirklees to ensure new Housing stock with authorities control or ALMO is EcoHomes Excellent Pick up Grants funding in domestic property portfolio; joint working between EEAC & Local Authority to ensure renewables are incorporated as part of the HRA and Housing Capital Business plan. Consultation should cover improvements scheduled to buildings fabric and/or heating, water systems replacements etc</p>	<p>Ensure that Merton Rule or Higher are embedded in the LDF documents Adopt a policy to ensure new Housing stock within CYC control or ALMO is EcoHomes Very Good to Excellent Pick up Grants funding in domestic property portfolio; joint working between EEAC & Local Authority to ensure renewables are incorporated as part of the HRA and Housing Capital Business plan. Consultation should cover improvements scheduled to buildings fabric and/or heating, water systems replacements etc</p>
<p>LOCAL Duty to communicate CO₂ reductions to citizens and plan for sustainable future through Local Area Agreements, CPA Framework, Gershon, Climate Change framework as per National strategy (Tomorrow's Climate Today's Challenge) and LSP framework (National strategy Securing the Future) etc</p>	<p>Ensure Climate Change and Sustainability feature within Local Area Agreements Ensure EMAS and Gershon savings and targets are where ever possible linked Research and Adopt a Climate Change Strategy and Action Plan for York</p>	<p>Ensure Climate Change and Sustainability considered within LAA development. Ensure EMAS and Gershon savings and targets are where ever possible linked to one another and HECA etc Research and Adopt a Climate Change Strategy and Action Plan for York</p>

Summary of Recommendations

- 1. That Climate Change Strategies and Action Plans are developed as a matter of urgency. This to be done with a view to best practice approaches used by other Local Authorities. Progress on the introduction of such a strategy and action plan be reported to the Scrutiny Management Committee within the next year.**
- 2. That the Local Development Framework and if agreed possible by Planning Officers our present framework includes a Calderdale/Merton Style Target. This target should require developers to ensure that:**
 - ◆ at least 10% of all energy required is provided from renewable sources in all new and significantly refurbished developments from this point and up to 2010, including domestic development.**
 - ◆ After 2010 the target rises for onsite embedded renewables to be greater than or equal to 15% between 2010 and 2015**
 - ◆ Then rises again to be greater than or equal to 20% between 2015 and 2021 etc.**
- 3. That the City of York Council researches planning policies adopted by other local authorities with a view to applying them in York, if appropriate, in order to specifically ensure energy efficiency by design, layout, building orientation and avoid overshadowing. That all plans submitted to the Local authority be tested against these criteria.**
- 4. That an appraisal of the authority's capacity to respond to and enforce Parts L and F of the Building Regulations be conducted as a matter of urgency, highlighting any training and resourcing issues that need addressing.**
- 5. That the Council, through its Elected Member Energy Champion request that the Yorkshire and Humber Assembly and/or Yorkshire Forward facilitate region wide BREEAM assessor training for the region's Development Control (and other appropriate) Officers with the aim of reducing costs to individual Local Authorities.**
- 6. That the City of York Council commit to adopt standards greater than or equal to Ecohomes Very Good Standards for all its funded housing from the present until April 2008 with a rising target thereafter.**
- 7. That as a matter of urgency the Elected Member Energy Champion present a first version of the Regional Assemblies questionnaire to the Executive and thereafter the Regional Assembly, as a record of the authority's position across all sectors to date.**

- 8. That the Elected Member Energy Champion present six monthly updates of the Regional Assemblies questionnaire to the Executive and thereafter the Regional Assembly, as a record of the authority's progress on energy across all sectors.**
- 9. That the authority adopt a more integrated approach, to recording improvements to Local Authority housing stock utilizing the developing Environmental Management System (EMAS) or similar. That Officers in Housing work with the Authority's Sustainability Officer who should be engaged to advise about targeted improvements in this area and the reporting of targeted outcomes under EMAS.**
- 10. That the Housing Strategy & Enabling Group – Housing Standards & Adaptations Officer and other officers in housing where relevant work with York EEAC officers consult upon, devise and adopt a 'Energy Efficiency and Thermal Comfort Strategy and Action Plan' for the authority commencing this year. And that the action plan use the Regional Action Plan (Annex C) NEA guidance (Annex F) and above quick step pointers as a steer.**
- 11. That the Local Authority ensures that CYC Officer and Member Positions on the Energy Partnership Board are always filled.**
- 12. That Annual and inter-year joint working be conducted between EEAC's Local Authority Support Programme Co-ordinator and CYC Housing Officers to ensure renewables are incorporated as part of the HRA and Housing Capital Business plan. Consultation should cover improvements scheduled to buildings fabric and/or heating, water systems replacements etc**

Summary of Implications of Recommendations for City of York Council

The responses from officers on the various implications associated with the recommendations to be available in time for consideration at the meeting of SMC or earlier if possible.

Implications Recommendation 1.	
Finance	
Human Resources	
Equalities	
Legal	
Crime and Disorder	
Information Technology	
Property	
Other	
Implications Recommendation 2.	
Finance	
Human Resources	
Equalities	
Legal	
Crime and Disorder	
Information Technology	
Property	
Other	
Implications Recommendation 3.	
Finance	
Human Resources	
Equalities	
Legal	
Crime and Disorder	
Information Technology	
Property	
Other	
Implications Recommendation 4.	

Finance	
Human Resources	
Equalities	
Legal	
Crime and Disorder	
Information Technology	
Property	
Other	
Implications Recommendation 5.	
Finance	
Human Resources	
Equalities	
Legal	
Crime and Disorder	
Information Technology	
Property	
Other	
Implications Recommendation 6.	
Finance	
Human Resources	
Equalities	
Legal	
Crime and Disorder	
Information Technology	
Property	
Other	
Implications Recommendation 7.	
Finance	
Human Resources	
Equalities	
Legal	
Crime and Disorder	
Information Technology	
Property	

Other	
Implications Recommendation 8.	
Finance	
Human Resources	
Equalities	
Legal	
Crime and Disorder	
Information Technology	
Property	
Other	
Implications Recommendation 9.	
Finance	
Human Resources	
Equalities	
Legal	
Crime and Disorder	
Information Technology	
Property	
Other	
Implications Recommendation 10.	
Finance	
Human Resources	
Equalities	
Legal	
Crime and Disorder	
Information Technology	
Property	
Other	
Implications Recommendation 11.	
Finance	
Human Resources	
Equalities	
Legal	
Crime and Disorder	

Information Technology	
Property	
Other	

Final Report: Reducing Carbon Emissions from York's Public and Private Sector Housing.

Introduction

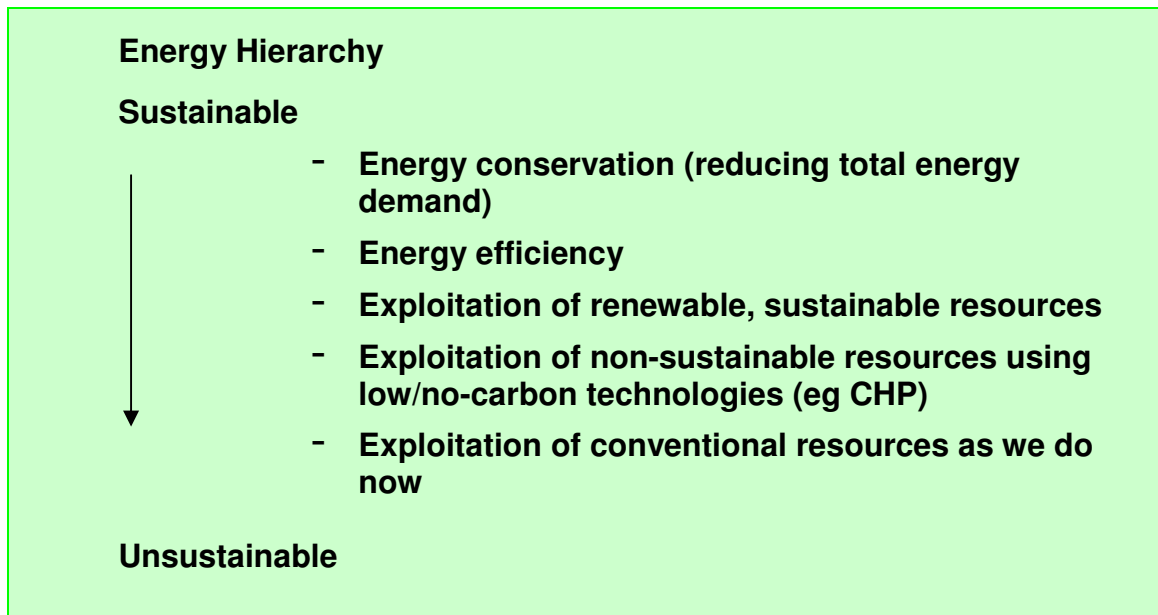
1. Members of the Executive are presented with the final report of the Reducing Carbon Emissions Scrutiny Sub-Committee (formerly Housing Scrutiny Board) delivering their research and findings regarding approaches Local Authorities might take to reducing carbon dioxide (CO₂) emissions from York's public and private sector housing.

Background

2. Between 2005 and 2006 Scrutiny⁵ at the City of York Council advanced the development more robust and holistic strategic approaches to delivering carbon reduction and energy sourcing. These approaches have covered all sectors of the Council's work bar transportation fuel, including;
 - a. Sustainable Planning Guidance
 - b. Reducing managing and monitoring energy consumption in council property
 - c. Ensuring increasingly sustainable supply and embedded micro-generation in council property
 - d. Street Lighting - strategic management & procurement to reduce co2 emissions and waste
3. The housing topic⁶, 'Reducing Carbon Emissions from York's Public and Private Sector Property', was chosen by the Housing Scrutiny Board as complementary to the aims of the other Scrutiny reviews and recommendations supporting the authority to monitor, manage and achieve carbon savings in line with;
 1. The Energy Hierarchy (see box below)
 2. Future development of a Climate Change Strategy
 3. Recent changes to the National Planning Policy framework promoting greater sustainability
 4. The Audit Commission's aims for increased sustainable assessment in the Comprehensive Performance Assessment (CPA); for more information regarding Comprehensive Performance Assessment see glossary
 5. Gershon efficiencies reporting; for more information regarding Gershon efficiencies see glossary
 6. Local Housing Authority obligations under the Home Energy Conservation Act 1995

⁵ Through work of the Boards: Environment and Sustainability and, Planning and Transport

⁶ See Annex A for the topic registration form



Global/International Perspective

4. Planet Earth, seems a vast, safe and robust mass but returned cosmonauts and astronauts see it differently. They described Earth as a tiny blue gem or 'marble' beneath a thin, fragile atmosphere suspended in a silent and endless void.
5. Over the past century, Earth's surface temperature rose by about 1-2 degrees Fahrenheit with accelerated 'global warming' in the past two decades. Evidence indicates that warming over the last 50 years is attributable to human activities altering the chemical composition of the atmosphere and creating a build up of greenhouse gases⁷; including Carbon dioxide (CO₂). In the atmosphere this acts like a thickening blanket, trapping the sun's heat and causing the planet to warm up.
6. Nearly half a century of evidence increasingly reminds us how fragile the planet is.

Global Warning Signs The Last Decade

- Severe floods, including those across our region.
- Heat waves in 2003 cause over 20,000 European in and 1,500 India deaths.
- Tropical forests are dying back. Without them less atmospheric CO₂ is locked up.
- Warmer winters are raising sea levels by melting glaciers and causing early snowmelt.
- Shifts in UK weather patterns are increasing with greater propensity to flooding.

The overall effects of Global Warming and Ozone Depletion are described as Climate Change.

⁷ See Glossary for a definition of Green House Gasses

7. The first global agreement to restrict CFCs was the signing of the Montreal Protocol⁸. The European Community is stricter, agreeing to halt production of the main CFCs from 1995. Tighter deadlines for use of the other ozone-depleting compounds are also being adopted.
8. The UK is one of the signatories to the Kyoto Protocol which commits us to reduce emissions of carbon dioxide and five other green houses gasses.
9. In working on the progression of this topic the Sub-Committee acknowledged the commitment made by the City of York Council to actions mitigating climate change in signing the Nottingham Declaration⁹; See glossary for more about the declaration. The Sub-Committee believe that the research, findings and recommendations in this report should support the City of York Council to fulfil its declaration commitments.
10. As a nation we are still failing to meet what are considered to be weak international targets to mitigate 'Climate Change', our reaction to this very real threat has not been very effective:
 - It has long been the Government's policy to reduce greenhouse emissions by 20 per cent from 1990 levels by 2010. Yet we are now emitting only 7.5%.less than in 1990.
 - Carbon dioxide emissions rose by 1.5% in 2004, and figures released this year showed that carbon dioxide emissions are still continuing to rise."
11. The Scrutiny work on energy and CO₂ reduction the Sub-Committee believe this authority should now adopt a Climate Change Strategy and Action Plan to progress the signing of the Nottingham Declaration. This should done as a matter of urgency and based on best practice adopted by other Local Authorities. This would provide the authority with a framework for target setting and recording progress against the objective aims of the Nottingham Declaration.

Recommendation 1

That Climate Change Strategies and Action Plans are developed as a matter of urgency. This to be done with a view to best practice approaches used by other Local Authorities. Progress on the introduction of such a strategy and action plan be reported to the Scrutiny Management Committee within the next year.

OUR NATION

12. The largest controllable source of CO₂ emissions is energy generation, 28% of total UK energy consumption and carbon dioxide emissions today are domestic¹⁰. Of energy consumed in households 80% is for space heating and

⁸ see also glossary

⁹ For more about the Nottingham declaration please see glossary

¹⁰ See Department of Trade and Industry Sustainable Consumption and Production Indicators - Revised Basket of Decoupling Indicators June 2005

hot water; see Department for Environment, Food and Rural Affairs' (DEFRA) report¹¹.

13. Between 1990 and 2002, UK household energy consumption rose by 18% contrary to a domestic carbon savings target of 4.2 million tonnes by 2010 per annum. DEFRA's report concludes necessary domestic decrease requires approaches to energy efficiency combining insulation and buildings structure improvement with more innovation in, and take up of, energy-saving products for homes¹².
14. The Energy Efficiency Commitment (EEC) requires energy suppliers to achieve domestic energy efficiency promotion targets which can be met by carrying out a combination of approved measures, from installing insulation to providing low energy light bulbs.
15. The Home Energy Conservation Act 1995 (HECA) obliges local housing authorities to act and report annually as "energy conservation authorities". Reports must identify measures improving energy efficiency in all residential accommodation – public and private¹³. After extension of HECA's scope in 1996¹⁴, the aim was to deliver improved energy efficiency of 30%. DEFRA are clear that HECA contributes to meeting the UK's Climate Change commitments.
16. In short, National Guidance links the EEC to HECA by emphasising the need for local authorities to actively ensure CO₂ emissions are reduced across the spectrum of their influence including public and private domestic property. Local authorities are expected to find innovative ways to ensure the domestic sector reduce fuel consumption in line with the energy hierarchy, accessing EEC funds where possible and that these improvements be recorded under HECA.
17. The Audit Commissions revised CPA and voluntary indicator frameworks¹⁵ now also incorporate higher expectations of local authorities in respect of this issue and broader issues of sustainability. Revisions to both frameworks promote delivery of the National Government Sustainable Development Strategy 'Securing the Future'¹⁶. Each monitoring framework emphasises the role of Local Authorities as a catalyst and exemplar for better citizen's awareness regarding reduced energy use and sustainable energy sourcing. An outline to the key messages of the CPA and Voluntary Indicator frameworks can be found in the glossary.

Fuel Poverty, Thermal Comfort and CO₂ Reduction.

¹¹ 'New Sustainable Consumption and Production Indicators' DEFRA 11th April 2005 report outlining progress the UK must make towards economic growth with reduced damage to the environment

¹² See also House of Commons - Environment, Food and Rural Affairs Committee Ninth Report of Session 2004–2005 Volume I 'Climate Change: looking forward' Pg. 32-36 regarding household emissions.

¹³ Local Authorities were asked to submit their Ninth Progress Reports to the Secretary of State by 30 September 2005.

¹⁴ to include the identification of measures to improve the energy efficiency of houses in multiple occupation and certain house-boats.

¹⁵ Local quality of Life Indicators supporting Local Communities to Become Sustainable Audit commission August 2005 covering the delivery of public/private partnership objectives originally agreed at a local level through LA21

¹⁶ HM Government 2005

18. Households needing to spend above 10% of their income on fuel for all uses, to achieve 'thermal comfort'¹⁷ are 'Fuel Poor', those exceeding 20% of their income are classed as **severely** fuel poor. The Governments Fuel Poverty Strategy of November 2001 aimed to end fuel poverty in vulnerable homes by 2010 and all homes by 2016; policy aims reaffirmed in the Energy White Paper of Feb. 2003, which set targets to improve energy efficiency by 20% by 2010.
19. Some experts anticipate that climate change will dramatically lower UK winter temperatures. Rising fuel prices and altered climatic factors are leaving increasing numbers of citizens in health threatening fuel poverty. The health impacts of fuel poverty, including excess winter deaths, rising NHS costs (through treating conditions worsened by living in cold and damp), mental health effects (due to not being able to pay fuel bills, debt, isolation and living with poor health conditions) will increase. For more detail regarding the Health impacts of fuel poverty see the recent HACKW report at Annex B).
20. The Energy Efficiency Partnership 'Homes Fuel Poverty Strategy Group'¹⁸ have highlighted the strategic need to support embedded renewable microgeneration – i.e. domestic scale wind, solar or biomass generation etc - as integral to tackling fuel poverty. National Energy Action (NEA) and the National Right to Fuel Campaign (NRFC) believe the impact of fuel prices on fuel poverty will result in more than 1 million households still being fuel poor in 2009, with almost 90% of these being classed as vulnerable. These bodies regard renewable microgeneration, which was once seen only as a CO₂ reduction measure as a key remedy to fuel poverty in such higher fuel price scenarios.
21. Tackling fuel poverty and CO₂ reduction have become wedded issues. The responses of fuel poverty reduction bodies to the relationship between Fuel Poverty and micro generation (previously seen as primarily a CO₂ reduction measure) are summarised in the table below.

- | |
|---|
| <ol style="list-style-type: none"> A. Typical energy efficiency schemes – insulation, mains gas central heating installation etc – do not benefit many UK properties as construction methods (e.g. solid walls, flat roofs) create 'Hard to Treat Properties' (HTT's). Efficiency measures alone will not alleviate fuel poverty in such homes and alternatives must be sought. B. Proximity to gas networks impacts on fuel poverty; homes that cannot be connected usually rely on more expensive heating methods, such as electricity. C. Microgeneration can alleviate fuel poverty in this context. 'Whole-house' approaches to effective long-term improvements in energy performance and fuel poverty reduction should include strategies promoting microgeneration technologies. D. National government should develop 'approved' training courses for each of the microgeneration technologies for; installers, technicians and producers etc. Building partnerships, training and advice will drive mass-market transformation and fuel poverty elimination development facilitated by relevant |
|---|

¹⁷ Thermal comfort: a satisfactory level of warmth i.e. no less than 21°C in the living room and 18°C in other rooms the level may be higher for the vulnerable or elderly. People with income brackets allowing $\leq 10\%$ spend on fuel for all uses are described as living in 'thermal comfort'.

¹⁸ Fuel Poverty Strategy Group response to the responses to a Department of Trade and Industry consultation exercise re the Microgeneration Strategy and Low Carbon Buildings Programme September 2005.

sector skills councils and trade bodies. The Energy Efficiency Best Practice for Homes programme has developed a qualification regarding energy efficient central heating boilers and control systems (now offered as standard training for gas installers). Such approaches must be used to develop skills and regulate training for the microgeneration sector. With a view to inclusion of renewables in the future Warm Front and similar schemes.

- E. Devolved (Regional/Local Government) Administrations should target refurbishment of hard to treat homes with renewables and other innovative low carbon technologies, reducing fuel bills as an objective.

22. In brief the Energy Efficiency Partnership 'Homes Fuel Poverty Strategy Group' the NEA and NRFC recommend that national, regional and local microgeneration strategies must address fuel poverty issues, targeting the refurbishment of hard to treat (HTT) homes with renewables and other innovative low carbon technologies. That refurbishment of hard to treat (HTT) homes programmes should demonstrate reduced fuel bills promoting the wider application of renewables in future Warm Front activities in recognition of the contribution that microgeneration can now make to delivering 'thermal comfort' or affordable heating for all.
23. National Planning Policy frameworks and buildings regulations were recently amended, again reflecting increased awareness of the need to address climate change, CO₂ reduction, insecurity of fuel supply and indirectly fuel poverty. Regional Spatial Strategies (RSS) and Local Development frameworks will be required to incorporate 'Planning Policy Statement 22: Renewable Energy' (PPS22) emphasising the importance of Regional and Local Planning Authorities developing positively expressed policies on integrated renewables.
24. National Government recently announced its expectation that all planning authorities" put in place policies on a par with Merton Croydon and regional exemplar Calderdale. National clarification of PPS22 wording regarding the wider take-up of Merton-type pro-renewables planning policies emphasised that "It is essential that all planning authority's follow this example and all Chief Planning Officers will be written to urging them to do so"¹⁹.
25. Adoption of a Calderdale/Merton²⁰ Style Target will require developers to ensure that at least 10% of all energy required is provided from renewable sources in developments – including domestic – up to 2010 with a rising target for onsite embedded renewables (15% by 2015, 20% by 2021 etc) thereafter. This requirement and the associated targets should be explicit in the developing City of York Council Local Development Framework. A number of authorities are now adopting higher Merton style targets - Chichester has a 50% target, Norwich a 30% target and Milton Keynes a Zero Carbon target.

¹⁹ The Minister for Housing and Planning (Yvette Cooper) Written Ministerial Statements Thursday 8 June 2006 Communities And Local Government PPS22

²⁰ For more detail about the Merton Rule/Target see Glossary

Recommendation

- 2. That the Local Development Framework and of City of York Council and if agreed possible by Planning Officers our present framework includes a Calderdale/Merton Style Target. This target should require developers to ensure that:**
- ◆ **at least 10% of all energy required is provided from renewable sources in all new and significantly refurbished developments from this point and up to 2010, including domestic development.**
 - ◆ **After 2010 the target rises for onsite embedded renewables to be greater than or equal to 15% between 2010 and 2015**
 - ◆ **Then rises again to be greater than or equal to 20% between 2015 and 2021 etc.**

26. In addition to changes to the planning framework amendments have recently been made to Parts L and F of the Building Regulations. These highlight the importance of establishing better regulatory practice to maximise energy efficiency opportunities prior to integrating or embedding renewable energy within proposals for significant refurbishment and new development. They reflect the findings of the 'Sustainable Buildings Task Group' and EU directive developments. As a result of such changes local authorities will be expected to take a stronger approach to the enforcement of the integration of higher thermal efficiency standards during building.
27. The Office of the Deputy Prime Minister (ODPM) published their proposals for Code for Sustainable Homes in December 2005 (formerly Code for Sustainable Buildings). From April 2006 the Code applies to all new homes receiving Government funding. It establishes a five star rating system, based on six essential elements, including energy efficiency and use of materials. Minimum standards will need to be achieved for each element, with additional, optional, elements for those developments wishing to achieve higher ratings. The Code builds on the existing EcoHomes standard²¹.
28. Housing funded by the Housing Corporation and English Partnerships will be required to achieve a three-star rating - equating to EcoHomes Very Good. The Housing Corporation have already committed to the requirement of Ecohomes Very Good on all its funded housing from April 2006 until 2008. This however, can be seen as a minimalist approach in comparison to many other local authorities who have for some time committed where ever possible to their new homes achieving 'EcoHomes Excellent Standard'.

²¹ For more about the EcoHomes Standard see Glossary

Recommendations

- 13. That the City of York Council commits to, research and copy planning policies adopted by other local authorities to specifically ensure energy efficiency by design, layout, building orientation and the avoidance of overshadowing. That all plans submitted to the Local authority be tested on these criteria.**
- 3. That an appraisal of the authority's capacity to respond to and enforce Parts L and F of the Building Regulations be conducted as a matter of urgency, highlighting any training and resourcing issues that need addressing.**
- 4. That the Council, through its Elected Member Energy Champion request that the Yorkshire and Humber Assembly and/or Yorkshire Forward facilitate region wide BREEAM assessor training for the region's Development Control (and other appropriate) Officers with the aim of reducing costs to individual Local Authorities.**
- 5. That the City of York Council commit to adopt greater than or equal to Ecohomes Very Good Standards for all its funded housing from the present until April 2008 with a rising target thereafter.**

OUR REGION

29. With 14.9% of households 'fuel poor', the Yorkshire and Humber Region is the second worst nationally according to the 2001 English House Condition Survey (EHCS). The relationship between regional fuel poverty and HTT homes is highlighted in the Regional Housing Strategy (RHS) of 2005-2021 as housing structures which are difficult to insulate due to solid (single shell) walls and/or location off the gas mains are cited as contributory factors.
30. The 2001 EHCS found the average SAP (standard assessment procedure) rating across all stock in the region to be 49.9. The regional aim is to increase the rating across all homes to a SAP 65 by 2016. The Regional Housing Strategy proposes the development of policies, practices, and coordinated investment activity targeted initially at properties with a SAP of less than 30, which are otherwise sustainable. With the aim of reducing the percentage of housing with a SAP of 30 or under in 10 years to less than 1% or 2% in social and private housing respectively.
31. Responding to drivers from Government Office, the Region has developed a Regional Fuel Poverty Action Plan (see Annex C) as a way to try and solve fuel poverty. Its development marries well with the fact that most authorities in the region have already developed and adopted a Fuel Poverty Strategy.
32. Figures available showing the take-up of grants for home insulation over the five years from 2000-05 show that York has performed worse than any other significant urban area in the whole of Yorkshire.

County	Authority	Households awarded grants	% of households taking up grant	total households
East Riding of Yorkshire	East Riding of Yorkshire	8,412	6.4%	131,084
	Kingston upon Hull	10,193	9.8%	104,288
North Yorkshire	NYCC	7,338	3.1%	237,583
	York	1,833	2.4%	76,920
South Yorkshire	Barnsley	8,713	9.5%	92,165
	Doncaster	11,810	9.9%	118,699
	Rotherham	7,736	7.6%	102,279
	Sheffield	15,575	7.2%	217,622
West Yorkshire	Bradford	26,699	14.8%	180,246
	Calderdale	6,639	8.2%	80,937
	Kirklees	13,071	8.2%	159,031
	Leeds	17,299	5.7%	301,614
	Wakefield	7,961	6.0%	132,212
Total		143,279		1,934,680

figures from EAGA Partnership

33. The Warm Front grant is provided to homeowners to pay for measures to improve insulation, such as draught proofing, and increase energy efficiency. Figures from the EAGA partnership show that fewer than 2.4% of homes in York had benefited from a Warm Front grant for energy insulation, lower than in any other urban district or principal local authority in Yorkshire. The 2.4% here compares to 8% in Kirklees and 15% in Bradford. Proportionally, more residents in Scarborough and Selby are benefiting than in York. If the City of York Council did more to ensure our citizens accessed this funding twice as many households would benefit. If we were doing as well as the best local authorities some six times as many households would benefit.
34. There are serious problems with homes being poorly insulated. The Government is addressing this by making funding available but York residents are clearly not taking up these funds. It is the Council's role to promote grants like Warm Front in order to reduce emissions and energy consumption through. Later in this report the issue of better strategic approaches to ensuring our citizens are aware of and supported to receive Government grant funding including Warm Front are discussed.
35. The Draft Regional Spatial Strategy (RSS) or 'Yorkshire and Humber Plan' devolves - for incorporation within LA Local Development Frameworks - responsibilities for energy²². This states that;

²² See The Yorkshire and Humber Plan, Draft for Consultation December 2005: Section15 Environment Pages 214-217

The Region – Yorkshire and Humber - will improve energy efficiency and increase installed renewable energy capacity to at least 708 MW by 2010 and to 1862 MW by 2021. All development strategies, plans and decisions will:

- A** Improve energy efficiency and maximise the efficient use of power sources by:
- Requiring orientation and layout of development to maximise passive solar heating
 - Maximising use of combined heat and power systems, especially by development with considerable energy demands
 - Locating development to utilise community heating scheme opportunities near major sources of power generation, especially those at Immingham and near Selby
 - Providing for new efficient energy generation and transmission infrastructure in keeping with local amenity and areas of demand
 - Supporting the use of clean coal technologies and abatement measures
- B** Maximise renewable energy capacity by:
- Delivering at least the sub-regional targets for installed renewable energy capacity to 2010 (Humber 124 MW; North Yorkshire 209 MW; South Yorkshire 47 MW; West Yorkshire 88 MW; other 240 MW) and to 2021 (Humber 350 MW; North Yorkshire 350 MW; South Yorkshire 160MW; West Yorkshire 270 MW; other 690 MW)
 - Helping to develop and deliver local authority targets for installed renewable energy capacity to 2010 in line with those provided in table 15.12
 - Requiring at least 10% of the energy to be used in sizeable new development to come from on-site RE sources.

36. Scrutiny at the City of York Council was instrumental in supporting the Yorkshire and Humber Assembly's production an Elected Member Energy Champions Questionnaire. The Regional Energy Champions initiative aims to engender a better understanding and application of best energy practice and sources of practical and financial help for continuous improvement in this area region wide.
37. The City of York Council appointed Cllr. Christian Vassie as its Elected Member Energy Champion at Full Council on 25th May 2006. As a result of this the Scrutiny Sub Committee hope that the initial responses to the Housing Section of the questionnaire (see Annex D) will be completed shortly and presented to the City of York Council Executive and Regional Assembly Energy. In addition to which updated versions of the full questionnaire will be presented to the City of York Council Executive and Regional Assembly Energy on a six monthly basis to support monitoring of improvements.

Recommendations

7. That as a matter of urgency the Elected Member Energy Champion present a first version of the Regional Assembly's questionnaire to the Executive and thereafter the Regional Assembly, as a record of the authority's position across all sectors to date.
8. That the Elected Member Energy Champion present six monthly updates of the Regional Assembly's questionnaire to the Executive and thereafter the Regional Assembly, as a record of the authority's progress on energy across all sectors.

OUR CITY

38. In responding to feasibility request for this topic as lodged (see Annex A) the Performance Improvement Team of the City of York Council highlighted the timeliness and particular importance of the authority addressing issues raised in this topic. Their response highlighted to Scrutiny Members the corporate CPA assessment, expected in 2007/2008, which will form a view on the following service and policy areas:
 - Condition of LA housing stock – (cross tenure fuel poverty, energy and resource efficiency are relevant)
 - Evidence that the council with partners are delivering on a 'clean and green liveability' agenda.
 - The topic was also noted as fitting with Corporate Aim 1: **'Take Pride in the City', by improving quality and sustainability, creating a clean and safe environment.**
39. In respect of the Local Authority's own housing stock York's performance can be seen as good – with a SAP rating of 66pts; above the national average but not as good as all other councils in the region. In considering the information returned through feasibility analysis the Board recognised the value of work undertaken by the authority to ensure its own housing stock meets required standards of thermal comfort.
40. Our private sector performance is however falling below this with a SAP of 44pts and mars our record on HECA reports. Improvement to Thermal Comfort within the Local Authority's own housing stock have been subsequent to achieving decent homes standard rather than strategic interventions with the joint aims of achieving thermal comfort and CO₂ reduction.
41. Our Authority has neither a Fuel Poverty and CO₂ Reduction Strategy or Action Plan, this in association with rising energy prices may mean in real terms that the authority's position is now no better than it was some three to four years ago; a snap shot of mapped thermal efficiency giving detail regarding this can be found at Annex E.

42. The average level of fuel poverty (reported in the LASP²³ report) in York is identical to that of our region and the National average at 23%, (i.e. nearly one in four households live in fuel poverty). 12 wards in the LASP region feature within the 'worst' 10% of wards in England, two of which, Westfield and Clifton, are in York.
43. At a regional level York also presents the second highest number of Wards – 5 in total – falling within the worst 10% in the region; Westfield Clifton and Micklegate showing almost one in three households living in fuel poverty.

Table 2

	Ward name	% in fuel poverty	No in fuel poverty	LASP rank lower score indicating higher fuel poverty
Within national worst 10%	Westfield	31	1626	10
	Clifton	31	1499	12
Within regional Worst 10%	Micklegate	30	1553	13
	Holgate	29	1245	19
	Heworth	28	1294	23
Worse than National Average	Fishergate	27	853	28
	Guildhall	27	1004	29
	Tang Hall	24	713	44
	Acomb	23	801	49
NATIONAL SAP AIM				66
	Bishopthorpe	22	249	64
	Fulford	21	223	75
	Dringhouses & Woodth.	20	854	89
	Heslington	20	79	95
	Huntington & New Earswick.	18	776	127
	Osbaldwick	17	217	155
	Heworth Without	16	298	164
	Derwent	16	202	182
	Skelton, Rawcliffe & Clif	16	547	183
	Haxby & Wigginton	14	711	204
	Strensall	14	317	208
	Rural West	14	482	212
	Wheldrake	14	155	218

²³ The Baker & Starling report to York, North and East Yorkshire Local Authority Support Programmes (LASP) entitled '**A profile of fuel poverty in York, North and East Yorkshire LASP Region and Member Districts**'

44. It would be beneficial to the authority to adopt a more integrated approach, to recording improvements which utilized the developing Environmental Management System (EMAS) or similar. The Sustainability Officer for the Authority should be engaged to advise about targeted improvements and reporting under EMAS.

Recommendation

9. That the authority to adopt a more integrated approach, to recording improvements to LA housing stock utilizing the developing Environmental Management System (EMAS) or similar. That Officers in Housing work with the Authority's Sustainability Officer who should be engaged to advise about targeted improvements in this area and the reporting of targeted outcomes under EMAS.

45. A holistic approach to improving thermal comfort and sustainability in relation to domestic energy procurement, in all (including non-LA) housing stock needs to be adopted by the authority in partnership. Relevant partners – i.e. the Energy Efficiency Advice Centre, Primary Care Trust, Health Authority, Private Landlords including Universities and National Energy Action – need to be consulted (see Annex F NEA process outline). Consultation should be made with a view to creating a holistic response to fuel poverty reduction and improved public health and the associated need for CO₂ reduction in response to climate change.
46. Since this scrutiny commenced every local authority in the Yorkshire and Humberside region has been signed up as a member of National Energy Action (NEA) since April 2006. All the subs' for the 22 authorities are signed up on a bulk purchase deal negotiated by the Assembly. The Assembly will be reviewing this towards the end of the year to see what value/use authorities made of NEA membership and to see whether it would be something we might want to continue to support in next and subsequent years should budgets allow.
47. Whilst the NEA's prime function is tackling fuel poverty including obvious linkages with regard to insulation programmes/energy efficiency, the NEA is presently conducting research into use of microgeneration as a method for tackling fuel poverty in off gas network areas. It is vital that our authority make full use of its membership – the present contact Officer at CYC being Asset Manager (Housing Services) – by ensuring that the most appropriate Officers and Members including the Elected Member Energy Champion receive information the information that they provide eg Energy Action magazine and the reduced rates for training courses etc.
48. During the Scrutiny process the authority's Equalities Officer also advised the Board that the absence of a Fuel Poverty and CO₂ Reduction Strategy may

prohibit the authority's capacity to meet the equality concerns raised by the community and hence to achieve the Equality Standard.

49. Inequalities in housing both mirror very closely, and exacerbate, other inequalities in society. Disabled people, elderly people, black and minority ethnic people, young people, single parents etc are more likely to live in poor standard accommodation – with poorer energy efficiency. The Officers considerations being based upon consultation undertaken by the authority with community groups (as part of its work to implement the Equality Standard) which has highlighted many equality issues around housing and poverty related to the topic. The Equalities Officer hoped that recommendations would incorporate strategies making advice and support regarding improved thermal comfort accessible and inclusive to all sections of the community.
50. The former Housing Scrutiny Board felt one of the biggest issues facing the citizens in respect of carbon reduction was understanding what a low emmissive home was comprised of. A notional model was created (in collaboration with Officers from York's EEAC) emphasising measures which could be taken to move existing homes towards the ideal; i.e. without major reconstruction of the buildings fabric. See 'SKETCHING the ENERGY EFFICIENT HOME – How to make a Normal Home a Greener Cleaner Home'. Annex G of this report.
51. In order to help assess the effects of more concerted education/marketing regarding advice to citizens the Board felt the following actions might be helpful;

- a. Do a scaled down version of the paper (4 x A4) for delivery as leaflets direct to householders in one or two of York's most thermally poor Wards as a pilot with a view to explicitly monitoring any improvements in grant take up returns through EEAC. (to be done)
- b. ensure that the fuller version of the report is annually refreshed with the support of EEAC and kept as a data source on the council's website. (to be done)
- c. Contact Elected Members to request a short notice in their Ward Newsletters encouraging people to take up the advice and grants available through EEAC. Newsletters including this at the Boards request were sent to the following wards; Fishergate Jan 2006, Heslington and Fulford Jan 2006, Holgate February 2006, Strensall, Towthorpe, Earswick & Stockton on the Forest February 2006, Dringhouses & Woodthorpe February 2006.
- d. Request that the Deputy Chief Executive send an all staff Email out advising of the same information, this was done first week of December 2005.
- e. Ensure that Streets Ahead (the Council Housing Magazine) incorporates an article on Energy Efficiency Advice

50. As a result of completing limited actions c, d and e Colin Eastwood, Project Manager, Energy Efficiency Advice Centre (EEAC), ²⁴ reported a vast increase in the level of customer contact, and resulting grant take up, with and through the local (EEAC). Further consultation by the Board with the Project

²⁴ Co-Opted Member of the Housing Scrutiny Board, Project Manager York, North Yorkshire and East Riding Energy Efficiency Advice Centre (EEAC)

Manager EEAC, National Energy Action and the Regional Assembly's Energy Policy Manager quickly led to a series of quick step actions that the authority might use as the basis of an Energy Efficiency and Thermal Comfort Strategy and Action Plan. These are tabulated below;

ACTION	WHO	WHEN
Annual refreshing of 'Sketching the Energy Efficient Home' for posting on the council's website with links to Sustainability content and Housing content of the site and reciprocal links to EEAC.	Housing Officers + EEAC personnel	April or as near to date of established annual grants funding changes
Possible short leaflet version of 'Sketching the Energy Efficient Home' for delivery direct to householders in Wards and/or for placement in Doctors Surgeries and other appropriate community locations etc.	Housing Officers +Marketing and Communications EEAC personnel, Health Authority, PCT	Devise Summer; roll out Autumn
Short 'Winter Warmer' notice in Ward Newsletters and or Your City, encouraging people to take up the advice and grants available through EEAC.	All Elected Members, Neighbourhood Pride Team, Marketing and Comms, EEAC personnel,	August/September for phased roll out in letters October through February
Pre-Ward Meeting Information sessions or Energy Bingo Games including give aways – low energy light bulbs, hot water tank jackets sponsored by Power providers	All Elected Members, Neighbourhood Pride Team, Energy Providers, EEAC personnel,	At Ward Members choice in consultation
Single Paragraph Advice link to EEAC in the advertising/information boxes on Council Payslips	Payments Manager, Resources, EEAC personnel,	October and March

ACTION	WHO	WHEN
October 2005 Website page on City of York Council linked through to the EEAC - Advice Centre's webpage as recommended through Scrutiny	EEAC/Housing/Marketing and Comms	October check web links and update information as appropriate
All staff Winter Warmer reminder Email encouraging staff to get the messages to friends and neighbours	Director Of City Strategy. EEAC personnel,	Late November
Benefits Section to facilitate York Energy Efficiency Advice Centre information being enclosed in benefits mail outs. To include a tick box on benefits forms giving claimants the option of been contacted by the Advice Centre if and when applicable grant funding or relevant information became available.	Payments Manager, Resources, EEAC personnel,	To be determined in consultation

51. The government introduces a new standard called the Health and Safety Rating System (The HHSRS) on the 6th April 2006. It is a means of identifying faults in dwellings and of evaluating the potential effect of any faults on the health and safety of occupants, visitors, neighbours and passers-by.
52. The system grades the severity of any dangers present in the dwelling. It also provides a means of differentiating between dwellings that pose a low risk to health and safety and those which pose a higher risk such as an imminent threat of serious injury or death. The system concentrates on threats to health and safety and is not concerned with matters of quality, comfort and convenience; The most significant hazard classified will be excessive cold.
53. HMO licensing - duty to ensure that all Licensable HMOS are free of Category 1 Hazards within a five year period. The City of York Council have included in its grant policy a decent homes grant for tenant measures - we have since 2001 also included in the code of practice energy efficiency measures. New grants were also introduced via the authority for over 75's who fall outside of warm front but live in council tax banded properties A, B or C. Work has been conducted with EEAC to ensure this grant can be delivered by them.

54. The EEAC has also arranged to meet with the York Registered Land Lord's Association to discuss the EEC directive about SAP ratings for tenant properties in September 2006.
55. In March 2005 the authority's Team Manager, Housing & Adult Social Services, Housing Strategy & Enabling Group - Housing Standards & Adaptations worked in partnership with the Energy Efficiency Advice Centre (EEAC) targeting the private rented sector to raise awareness of energy efficiency issues both with landlord and tenants - In March we successfully contacted more than 335 landlords and 1000 tenants offering energy efficiency packs (leaflets and low energy light bulbs) More than 200 packs were distributed.
56. In October 2005 the authority's Team Manager, Housing & Adult Social Services, Housing Strategy & Enabling Group - Housing Standards & Adaptations worked in partnership with EEAC and HIA - to produce a mailshot to more than 4000 residents (owner occupiers) in receipt of Council tax benefits. Intention to raise the profile of both warm front grants and other energy efficiency measures offered through EEAC and HIA. More than 450 responded, 184 surveys and 87 referrals through to Warm front.
57. The authority's Team Manager, Housing & Adult Social Services, Housing Strategy & Enabling Group - Housing Standards & Adaptations attended the Housing Scrutiny Board meeting of February 2006 with representatives from the Energy efficiency Advice Centre and the EAGA partnership.
58. Since this time, the officer has been trying to arranged a mail shot with EAGA and the energy advice centre which promotes warmfront grants - this has proven difficult but it is hoped that work will be completed soon. The officer is awaiting Council tax to ok the mailshot as per Scrutiny recommendations in line with the approach taken at other Local Authorities. This should take place during September and be paid for by EAGA.
59. In line with other partnership working conclusions of the Board the officer has also worked with EEAC to create new leaflets which have been sent to DR surgeries/ pension service/age concern/CAB and Council receptions. In particular the customer advice centre/ library square/ 9 St Leonard's Place. Press releases with the Energy Efficiency Advice Centre have also been sent out and discussions held regarding training with the EAC for technical officers in the Housing Strategy & Enabling Group - Housing Standards & Adaptations team to be able to calculate SAP ratings.
60. The March and October 2005 activities and post scrutiny work of the authority's Team Manager, Housing & Adult Social Services, Housing Strategy & Enabling Group - Housing Standards & Adaptations should be formally recognised and included in a Fuel Poverty and CO₂ Reduction Strategy and Action Plan to facilitate monitoring and target setting.
61. In respect of their findings and the testing of methods for improvement, the former Housing Scrutiny Board believe that it is now imperative that the authority consult upon, devise and adopt a Fuel Poverty and CO₂ Reduction Strategy and Action Plan. In addition to which they believe measures must be taken to ensure that the authority's relations with EEAC are built upon and further consolidated in partnership with others.

Recommendations

10. That the Housing Strategy & Enabling Group – Housing Standards & Adaptations Officer and other officers in housing as appurtenant work with York EEAC officers consult upon, devise and adopt a Fuel Poverty and CO₂ Reduction Strategy and Action Plan for the authority this year. And that the action plan use the Regional Action Plan (Annex C) NEA guidance (Annex F) and above quick step pointers as a steer.

11. That the Local Authority ensures that CYC Officer and Member Positions on the Energy Partnership Board are always filled.

62. To date The authority has not done any work in respect of improving sustainable sourcing in relation to domestic energy procurement; i.e. microgeneration from embedded renewable sources in its own housing stock. Nor has it taken a strategic stance on the education and support to achieve annually increasing levels of embedded renewable microgeneration in private sector stock. In respect of this the authority area has fallen behind its regional peers²⁵.
63. Authorities such as Kirklees, Harrogate, Bradford and Leeds have achieved significant microgeneration retrofit and new builds within their housing stock. In no small part by capitalising on established positive relations with their Energy Efficiency Advice Centres (EEAC) developed through delivery of Fuel Poverty Strategies. These have then been extended to ensure EEAC's are consulted annually in respect of proposals for upgrading of heating systems, thermal efficiency measures and other buildings fabric improvements prior to recording within Housing Revenue Account Business Plans.
64. This form of consultation has allowed EEAC's and Local Authorities to target grant funding streams and retrofit renewable microgeneration sources into domestic stock. This in turn has facilitated authorities such as Kirklees which is seen Nationally as exemplary in this field to aim for targeted levels of installation recorded under the Environmental management system EMAS.
65. To date the City of York Council has not adopted such a strategy. As a result of the Board's scrutiny however, some preliminary exploratory meetings have taken place between the Head of Housing Services and the EEAC Project Manager.
66. The Head of Housing Services agreed to look into possibilities for replacing (at end of life) standard boilers with heat pumps where this may be cost effective to the Authority and tenant. Although this situation used to be rare where properties have mains gas connections, it will need to be increasingly

²⁵ See 'Mapping Renewable Exemplars – York's And Humber', (provided at by the Environment and Sustainability Scrutiny Board, in respect of the known domestic microgeneration showing increasing levels of LA domestic stock retrofit and new build installation at other authoritys within the region.

considered in reflection of rising fuel prices and will almost certainly prove the best cost benefit fit where off gas network properties are under consideration.

67. EEAC have committed to keeping The Head of Housing Services fully up to date as to Energy Efficient Commitment funding and other funding streams including regional available for heat pumps and other possible microgenerative alternatives as schemes change in 2006. In this way the authority should be better able to capitalise on funding streams available to it.

Recommendation

- 12. That Annual and inter-year joint working be conducted between EEAC's Local Authority Support Programme Co-ordinator and CYC Housing Officers to ensure renewables are incorporated as part of the HRA and Housing Capital Business plan. Consultation should cover improvements scheduled to buildings fabric and/or heating, water systems replacements etc**

Final Comments from the Board

The Housing Scrutiny Board/Reducing Carbon Emissions Sub-Committee would like to acknowledge the invaluable assistance of a number of people for their technical support and advice to the Board throughout various points of the Scrutiny. The Board extends its thanks to each of those listed below.

Steve Waddington	Head of Housing Services
Mark Grandfield	Asset Manager (Housing Services)
Ruth Abbott	Housing Strategy & Enabling Group – Housing Standards & Adaptations
Kristina Peat	Sustainability Officer, CYC
Colin Eastwood	Project Manager York EEAC
Ashley Herbert	Kirklees Energy Services
Ruth Collins	Local Authority Support Programme Assistant, City Strategy, Energy Efficiency Centre
Lance Saxby	Local Authority Support Programme Co-ordinator, City Strategy, Energy Efficiency Centre
Julian Horsler	Equalities Officer, CYC
Lorraine Donaldson	National Energy Action
Andrew Cooper	Yorkshire and Humber Assembly Policy Manager Energy
Graeme Stephenson	EAGA Partnership

Contact details:

Authors:

The Housing Scrutiny Board/ Reducing Carbon Emissions Scrutiny Sub-Committee

Supporting Scrutiny Officer to the Board/Sub-Committee:

Ruth Sherratt

Tel: 01904 552066

E-mail: r.sherratt@york.gov.uk

For further information please contact the supporting scrutiny officer in the first instance

Members of the Housing Scrutiny Board/ Reducing Carbon Emissions Sub-Committee Scrutiny Sub-Committee July 2005- 2006

Chair	Cllr. Ceredig Jamieson Ball
Vice Chair	Cllr. Bill Fairclough
	Cllr. P. Blanchard
	Cllr. Janet Greenwood
	Cllr. David Horton
	Cllr. Mark.Hill
	Cllr. Madeleine Kirk
	Cllr. David Livesley
Co-Opted Member	Colin Eastwood
Co-Opted Member	Alderman Jack Archer
Co-Opted Member	Mildred Grundy
Co-Opted Member	Pat Holmes

Background Papers & Publications

Title and Author(s)

CPA 2005 Key Lines of Enquiry for Corporate Assessment (KLOE).

DIRECTIVE 2002/96/EC OF THE EUROPEAN PARLIAMENT AND OF THE COUNCIL of 27 January 2003 on waste electrical and electronic equipment (WEEE)

Draft Environmental Policy And Update On Preliminary Review For The Environmental Management System (EMS).

Environment and Sustainability Scrutiny Board - Energy Use In Council Buildings

Environment and Sustainability Scrutiny Board - Generating the Future
Feedback on the Consultation Exercise for the Best Value Performance Indicators for 2005/2006

Home Energy Conservation Act 1995

Publisher and Date

Audit Commission
Sept 2005

Official Journal of the
European Union 13th
February 2003

CYC Environment &
Sustainability EMAP
20th April 2004

CYC Executive 2nd Feb
2005

January 2006

ODPM May 2005

Crown Copyright

Title and Author(s)	Publisher and Date
Local Quality of Life Indicators – Supporting Local Communities to Become Sustainable	ODPM, LGA, DEFRA, AC August 2005
Planning for Renewable Energy A Companion Guide to PPS22	ODPM 2004
Planning Policy Statement 22: Renewable Energy	ODPM 2004
Regional Housing Strategy	Yorkshire and Humber Assembly Crown Copyright July 2004
Releasing resources to the front line Independent Review of Public Sector Efficiency Sir Peter Gershon, CBE	
Review of Sustainable Energy - Beacons sustainable energy theme The UK Climate Change Programme 2006 'Tomorrow's Climate Today's Challenge	June 2005 I&DeA Learning Pages March 2006

Glossary

Broad Leaved Native Trees

Broad Leaved native Trees would generally be agreed to be species of Deciduous (trees which loose their leaves in winter) trees which have grown in England since the last Ice Age. The below list is not comprehensive but provides a guide;

Alder (Alnus glutinosa), Ash (Fraxinus excelsior), Aspen (Populus tremula), Bay Willow (Salix pentandra) Beech ** (Fagus sylvatica), Bird Cherry (Prunus padus), Black Poplar (Populus nigra var betulifolia), Broad-leaved Lime ** (Tilia platyphyllos), Crab Apple ≡(Malus sylvestris), Crack Willow (Salix fragilis), Downy Birch (Betula pupescans), English Oak (Quercus robur), Field Maple (Acer campestre), Goat Willow (Salix caprea), Hawthorn ≡**(Crataegus monogyna) and Midland Hawthorn≡ (Crataegus oxyacantha), Hazel≡ ** (Corylus avellana), Hornbeam (Carpinus betulus), Rowan ≡(Sorbus aucuparia), Sessile Oak (Quercus petraea), Silver Birch≡ (Betula pendula), Small-leaved Lime (Tilia cordata), Service Trees (Sorbus domestica and Sorbus torminalis), White Willow (Salix alba), Whitebeam (Sorbus aria), Wild Cherry (Prunus avium), Wych Elm (Ulmus glabra)

Suitable for smaller gardens

**** Suitable for Hedging or pleatching**

CARBON MONOXIDE: Poisoning and Prevention

Carbon monoxide (CO) is a poisonous gas, which may be given off by heating - both fixed and portable appliances - or cooking appliances that use gas, coal, wood or oil, if they're not working properly, if the flue is blocked in any way, or if the room is not properly ventilated.

More than 50 Deaths from accidental domestic carbon Monoxide poisoning occur in the UK each year. Carbon Monoxide gas has no smell, no colour or taste and this makes it particularly dangerous.

To avoid accidental death through Carbon Monoxide poisoning

people should do the following things as a minimal precaution;
Households with a gas boiler or heating system should be serviced every year

Chimneys should be swept, even if the fire is not in regular use, every year

Fit Carbon Monoxide detectors, these should comply with British Standard BS 7860 – a Carbon Monoxide detector is a warning device not a substitute for regular servicing.

In rented accommodation

The Gas Safety (Installation and Use) Regulations 1998 place a duty on landlords to make sure that appliances and flues are kept in good order and checked for safety at least once every 12 months. Landlords must also keep a record of previous safety checks and issue the current record to the tenant.

Tenants moving into new accommodation should:

Demand to see a copy of the current record of safety checks carried out.

Ensure that safety checks were carried by a CORGI-registered engineer.

Not use any gas appliances which they think may be unsafe.

Not attempt do-it-yourself work on appliances.

For more information about Carbon Monoxide in Homes please see the Department of Trade and Industry web site

www.dti.gov.uk/homesafetynetwork/cm_intro.htm

ChloroFluroCarbons (CFC's)

A common industrial product, used in refrigeration systems, air conditioners, aerosols, solvents and in the production of some types of packaging. Although chemically inert in the lower atmosphere (troposphere), they are taken to very high altitudes where they are broken down into their components by the stronger sunlight (UV) at these altitudes. It is the chlorine formed in this process that causes the damage to ozone. The manufacture and use of CFCs in industry has been severely curtailed following the Montreal Protocol and subsequent amendments.

CPA

Local Authorities must show performance or delivery of priorities agreed by the ODPM's Central and Local Government Partnership. The priorities are expressed as 5 sub-themed themes in the Key Lines of Enquiry. Themes have criteria for judgement at Level's 2 and 3 (where 3 shows the greater commitment). Sub-theme 5.1.2 has particular reference to housing and the criteria for judgement at Level's 2 and 3 of 5.1.3 widen encompass an Authority's own policy and monitoring framework, the Planning Authority role and the role of authority as exemplar. Sub Themes 5.1.2 and 5.1.3 with the associated criteria for judgement are copied below.

5.1.2 Asks what the council, with its partners, has achieved in its ambitions and priorities for the local housing market:

Level 2:

The council's various policies on fuel poverty, energy efficiency, health inequalities and community safety are achieving improvements but would benefit from being more consistently applied across tenures. There is work going on for outcomes in these areas to be more sustainable, with more efficiency savings and improved procurement practices.

Level 3:

The council is able to demonstrate that there are sustainable policies

and practice where relevant across all tenures to address issues such as fuel poverty, energy and resource efficiency, health inequalities, and community safety. Outcomes in these areas will not only be reflected in sustained improvements to people's quality of life but can also be quantified in terms of efficiency savings and improved procurement practices.

New housing is more sustainable in terms of construction, location, maintenance, and running costs. It is appropriate in size, scale, density, design and layout. It is also accessible, affordable and sufficient green space is provided.

5.1.3 Asks what the council, with its partners, achieved in its ambitions for the local environment, can the council evidence that working in partnership with others, it has established and is delivering on its clean and green liveability agenda the council, working in partnership with others, has contributed to ensuring environmentally sustainable communities and lifestyles.

Criteria for Judgement:

Level 2:

The council is addressing the quality of design in buildings and public spaces and is addressing these matters in its local development plans. There has been some increase in the proportion of new developments (for example, public buildings, housing, fixed infrastructure) which mitigate the effects of, or adapt to the impact of, climate change during planning, design and construction.

The council is setting a positive example to others through its environmental management practices

Level 3:

The council has reduced its own resource consumption significantly and is able to quantify the cost of these and the environmental impact these policies have had.

The council is effectively addressing significant local and global environmental issues and actively communicating environmental issues to the wider community

Buildings and open spaces are designed to a high quality and this is addressed in the local development plans. There has been a sizeable increase in the proportion of new developments (for example, public buildings, housing, fixed infrastructure) which mitigate the effects of, or adapt to the impact of, climate change during planning, design and construction.

EcoHomes Standard

The Ecohomes environmental assessment and rating system was developed by the Building Research Establishment (BRE) for all new and renovated homes. It is the 'homes' version of the BRE Environmental Assessment Method (BREEAM) developed with support from the National House Building Council (NHBC).

Ecohomes rates environmental performance on a simple single scale: Pass, Good, Very Good and Excellent. It does so by assessment of the following aspects of a building: Operational Energy i.e. that required for fuel and power during its expected use; Transport; Health and Well-being; Water; Materials, Land Use; the Ecological Value and Pollution.

It is now the most widely recognised sustainability appraisal system for residential development by Local Authorities. Using Ecohomes is an effective means to test compliance with Local Plan policies, requiring developers to demonstrate their green and sustainable credentials and high environmental design standards. The scheme is also aligned to the 2004 Sustainable Buildings Task Group recommendation that a single national Code for Sustainable Building (CSB) based on this method be established. English Partnerships and the Housing Corporation already require contractors to build to such standards.

Emissions trading

Emissions trading is an attempt to reduce the environmental cost of pollution control by providing economic incentives for measurable reductions in emissions.

A central authority, such as an air pollution control district or a government agency, sets limits or "caps" for each type of pollutant, recognizing that clean air is a joint resource. Groups that intend to exceed the limits may buy *emissions credits* from those who will stay below their designated limits; this transfer is normally referred to as a trade.

Green House Gases

The six key gases, identified as accelerating global warming due to human production, use and emission into the environment; carbon dioxide(CO₂), methane, dinitrogen (nitrous) oxide (N₂O), hydrofluorocarbons (HFCs), perfluorocarbons (PFCs) and sulphur hexafluoride (SF₆)

Carbon dioxide (CO₂) accounts for the greatest proportion of greenhouse gas emissions in the UK.

Halocarbons

A class of halide (i.e. containing Chlorine, Bromine or Iodine) compounds, including CFC's. These can break down to form various ozone-depleting radicals.

Kyoto Protocol

An international agreement setting targets for industrialised countries such as the UK to cut their greenhouse gas emissions. The protocol was agreed in 1997, based on principles set out in a framework convention signed in 1992.

The Kyoto Protocol became a legally binding treaty on 16 February 2005 having been ratified by 55 nations.

Merton Rule

The 'Merton Rule' is the groundbreaking planning policy, pioneered by the London Borough of Merton, which requires the use of renewable energy onsite to reduce annual carbon dioxide (CO₂) emissions in the built environment. Hundreds of local authorities look set to follow Merton's lead, which will impact all new major development projects throughout the UK.

Following the publication of Planning Policy Statement 22 (PPS22), Planning Guidance on Renewable Energy, issued by the Office of Deputy Prime Minister in 2004, the London Borough of Merton was the first to formalise the governments renewable energy targets in its adopted UDP, setting the target for the use of onsite renewable energy to reduce annual CO₂ emissions for all new major developments* in the borough by 10%.

The first project to comply with this target – ten light industrial units - was completed in June 2005 at Willow Lane, Mitcham, using micro turbines and solar PV to meet the requirement.

Croydon were quick to follow Merton's lead, and their first project designed to reach a '10% target' was completed in July 2005.

North Devon has chosen to demand 15% CO₂ reduction from renewables and Kirklees Council have proposed that by 2011, 30% of energy consumption in every one of its new buildings is from renewable sources. This is a trend that has drawn increasing interest from local authorities across the UK, with over 75 councils already drawing up policies.

Montreal Protocol

A convention signed in 1987 by many countries to greatly reduce the production and use of CFCs responsible for damage to the ozone layer with the aim to reduce them by half by the year 2000. Since 1987, further amendments to the protocol have imposed greater restrictions on the production and use of potentially damaging compounds. The main CFCs will not be produced by any of the signatories after the end of 1995, except for a limited amount for essential uses, such as for medical sprays.. Two revisions of this agreement have been made in the light of advances in scientific understanding, the latest being in 1992. Agreement has been reached on the control of industrial production of many halocarbons until the year 2030.

Nottingham Declaration

In 2000 Nottingham City Council hosted a conference on climate change to launch a declaration which has been signed by over 80 local authorities in the United Kingdom (number as at November 2004). The full wording of the declaration is copied below at Annex H.

Ozone (O₃ : 3 oxygen atoms)

Ozone occurs naturally in the atmosphere and forms a layer in the stratosphere, thinnest in the tropics (around the equator) and denser towards the poles. It is created when ultraviolet radiation (sunlight) strikes the stratosphere, dissociating (or "splitting") oxygen molecules (O₂) to atomic oxygen (O). The atomic oxygen quickly combines with further oxygen molecules to form ozone. **Ozone depletion** is mainly due to the release of manmade chemicals containing chlorine such as CFC's (ChloroFluoroCarbons), bromine containing compounds, related halogens and Nitrogen oxides;.

**Voluntary
Indicator
Framework**

Ozone depletion has a major effects upon us and our planet, even a small amount of loss to the ozone layer , means more ultraviolet light (UV-B) from the sun reaches the Earth. For each 1% of the ozone layer depleted, 2% more UV-B reaches the surface of the planet.

UV-B increase is one of the most harmful consequences of ozone depletion because it can cause skin cancer. The US Environmental Protection Agency estimates that 60 million people born by the year 2075 in America alone will get skin cancer due to ozone depletion and that one million of these people will die, in addition it estimates 17 million more cases of cataracts can also be expected in the US alone

The March 2005 UK Government Sustainable Development Strategy 'Securing the Future' incorporates the August 2005 ²⁶ guidance to monitoring, and complimentary indicators for Local Authoritys and Local Strategic Partnerships, entitled 'Local Quality of Life Indicators – Supporting Local Communities to Become Sustainable'.

Drafted with reference to National Local Authority monitoring indicators drawn up under the LA21 process the indicators are recommended for adoption to extend or widen the ethos of the CPA framework to cover an authoritys partners and partnership working.

Whilst the indicators are at present voluntary – i.e. non-statutory – in fleshing out the statutory indicators they "...help (LA's/LSP's) monitor the effectiveness of their Sustainable Community Strategies.." ²⁷. There is a strong suggestion that they may become obligatory in the near future. Indicators 24, 25 and 26 relating to energy and emissions are copied below.

24

Levels of key air pollutants.

25

Carbon dioxide emissions by sector and per capita emissions.

26

Average annual domestic consumption of gas and electricity (kwh)

Warm Front

Warm Front is the Government's main grant-funded programme for tackling fuel poverty. The scheme was launched in June 2000 and before its name changed to Warm Front, it was called the Home Energy Efficiency Scheme.

From June 2005 the roles of Warm Front Scheme Manager and Supplier of Heating Materials in England, Defra has announced the preferred bidders subject to contract award. These are:

²⁶ Audit Commission, DEFRA, ODPM and Local Government Association

²⁷ See Page 16 'Local Quality of Life Indicators – Supporting Local Communities to Become Sustainable'.

- Eaga Partnership for the role of Scheme Manager in all four geographical lots
- Wolseley UK Limited for the supply of oil and gas heating materials
- Graham Group for the supply of electrical materials.

A Warm Front grant of £2,700 or £4,000 (if oil central heating has been recommended) can provide a package of insulation and heating tailored to each property, drawn from the measures listed below.

Insulation measures

- Loft insulation.
- Draught proofing.
- Cavity-wall insulation.
- Hot-water-tank insulation.

Heating systems

- Central heating
- Gas room heaters with thermostat controls
- Electric storage heaters
- Converting a solid-fuel open fire to a modern glass-fronted fire
- Time controls for electric space heaters and water heaters
- Heating repairs and replacements

Other measures

- Energy advice.
- Two low-energy lightbulbs.
- Hot water tank jacket.

This page is intentionally left blank



ANNEX A
SCRUTINY TOPIC REGISTRATION FORM

<p>SUGGESTED TITLE OF TOPIC</p> <p>Reducing Carbon Emissions from York's Housing Public and Private</p>	
<p>ABOUT YOU Please fill in as many of the details as you are able to.</p>	
<p>Title (delete as applicable):</p> <p>Other please state Cllr</p>	
<p>First Name: Mark</p>	<p>Surname: Hill</p>
<p>Address:</p> <p>Yorkshire Green Party 7 Reginald Grove York YO23 1L</p>	<p>Daytime Phone: 01904 636239</p> <p>Evening Phone: 01904 672489</p> <p>Email:</p>
<p>Are You (delete as applicable)</p> <ul style="list-style-type: none"> • A Resident of York • A Visitor • A City of York Councillor • A City of York Council Employee • A Representative of a Voluntary Organisation or Charitable Trust (if YES please tell us the organisations title and your relationship to the organisation below) • Other (please comment) 	<p>YES</p>

ABOUT YOUR PROPOSED TOPIC

Please write your responses to as many of the questions below as you are able to.

WHY DO YOU THINK THIS TOPIC IS IMPORTANT?

Housing is the single largest source of CO2 emissions. The Council has significant housing stock, strong links with local Housing Associations and some powers over private sector landlords. Its powers and links could make a significant difference.

DO YOU KNOW IF THIS TOPIC IS IMPORTANT TO OTHER PEOPLE? IF SO, WHO AND WHY?

Tenants, Council, HA and private could benefit from warmer homes

WHAT DO YOU THINK SCRUTINY OF THIS TOPIC MIGHT CHANGE, DO OR ACHIEVE?

Carbon Dioxide emissions should fall.
Homes should be warmer.
Energy costs should fall, while expenditure on local insulation installers should rise.

DO YOU HAVE IDEAS ABOUT THE APPROACH SCRUTINY MEMBERS MIGHT TAKE TO YOUR SUGGESTED TOPIC?

Evidence from energy efficiency office, Housing Associations, Federation of Private Landlords, University etc.

WOULD YOU BE HAPPY TO TALK TO SCRUTINY MEMBERS ABOUT YOUR PROPOSED TOPIC AT FORMAL MEETINGS?

Yes

PLEASE ENCLOSE ANY SUPPORTING DOCUMENTS OR OTHER INFORMATION YOU FEEL MIGHT BE USEFUL BACKGROUND TO THE SUBMISSION OF THIS TOPIC FOR CONSIDERATION.

For Scrutiny Administration Only

Topic Identity Number 113

Date Received 11 March 2005

SC1- date sent

Initial analysis on the Health Action Calderdale Kirklees and Wakefield Project (HACKW)



JUNE 2005

Contents.	2
Introduction	3
Purpose	3
Project Summary	3
Feasibility Study Results.	3
Target Audience	4
Planned Carbon Reduction Measures	4
Access to the Scheme	4
Delivery	5
Methodology/Sample.	5
Limitations	5
Findings.	6
Conclusions and recommendations	6
Current related research.	
Met Office “Health Forecasting”	7
Evaluation of Alpine Treatment	7
Appendices.	
1. Letter with questionnaire.	
2. Copy of Questionnaire.	
3. Results of HACKW.	
4. COPD project.	
5. Public, Extra winter mortality.	
6. Temperatures and Extra Winter Mortality.	
7. The Effect of Cold on Hospital Admissions.	
8. Cross-correlations / lags of COPD with weather.	
9. Partners Involved and roles.	
10 a & b. Referral Forms.	

Health Action Calderdale Kirklees Wakefield (HACKW).

Introduction.

This report is a result of a snapshot analysis on the HACKW beneficiaries, which gives an opportunity to examine some of the additional benefits of this type of project. Participants were asked by questionnaire on issues such as health benefits and general well being. The results have been reported including a brief synopsis of other related research projects.

Purpose.

The purpose of this initial study is to obtain rapid feedback of the effectiveness of the scheme and to help direct a possible future study that would be more rigorous.

Project Summary.

This project delivered carbon savings and improved the health and well being of vulnerable private householders with a cold related illness. On referral by a health professional free installation of insulation and heat recovery ventilation measures were installed. This project directly addresses PCT interest in reducing health inequality.

Feasibility Study Results.

The Health Action Calderdale & Kirklees (HACK) project, which ran from October 2001 to March 2003, was treated as a feasibility study for the purposes of this project. It delivered 548 measures to 250 properties in Calderdale and Kirklees giving annual carbon savings of 215 tonnes, with 84% of householders reporting that their homes were warmer and over 50% reporting an improvement in their medical condition.

The HACKW project, which is running from April 2004 to Jan 2006, has delivered 683 measures to 343 properties in Calderdale, Kirklees and Wakefield giving annual carbon savings of 87 tonnes, with 85% of households reporting that their homes are warmer.

Target Audience.

The target audience identified from the feasibility study is private householders in the categories below who suffer from, or are at risk of, a cold related illness. This was confirmed by a health professional in the following categories:

- People not eligible for Warmfront (i.e. people over 60 / with young children but not on an income related benefit / disabled under 60)

The feasibility study identified that those in the target audience are often ineligible for the Warmfront scheme. As such the potential market is large and as the product is free in line with the principles of the health service no price barriers exist. Therefore, an excellent conversion rate of 100% take up of the grant funds occurred. The project is still attracting small amounts of additional funds from various sources in relation to the original funding.

Planned Carbon Reduction Measures.

The main energy efficiency measures were, cavity wall insulation, loft insulation, heat recovery ventilation, hot water tank jacket and draft proofing.

Access to the Scheme.

Obtaining referrals solely from GPs proved problematic and not wholly reliable. In response to this, an innovative approach was taken to obtain endorsed health referrals through leads generated by community groups including Groundwork and Age Concern working along with community based health practitioners and community nursing staff. Using this range of partners to generate referrals was unique. It was more appropriate as these people are more likely to see people in their homes that are GP's.

Complementing ongoing health projects to tackle respiratory illnesses such as smoking cessation, relevant health staff involved in the referral process will be able to advise householders on appropriate lifestyle changes.

An additional innovative feature was to assess the situation in a more holistic way and offer steam cleaning of carpets and soft furnishings in the bedroom of asthma sufferers where a heat recovery ventilation unit has been installed.

Delivery.

The lead partner, Kirklees Energy Services (KES) - the local EEAC had overall responsibility for the project, including management, delivery and monitoring of the project. The three local authorities, KIRKLEES M.C. WAKEFIELD M.D.C. and CALDERDALE match fund the bid, promoted and raised awareness of the project to the appropriate personnel of other partners and disseminated information throughout the community. The six partner PCTs supported and encouraged appropriate health referrals for the scheme. Community partners, including Age Concern and Groundwork used grass roots connections to promote and raise awareness of the scheme.

Methodology/sample.

The health questionnaire was sent out to anyone who had a completed HACKW job before 1st Dec 2004.

A sample of 140 participants was therefore chosen based on having the installed measures in place before the onset of a cold winter period. The majority were therefore taken from a period 1st April 2004 to 1st Dec 2004. (Response rate was 73%)

The participants were sent a questionnaire (see appendix)

Limitations.

The limitations of this type of analysis are apparent when analysing the responses. The questions are mainly based on perceptions and although some of the responses are conclusive there is a lack of empirical data, which can be provided by the health professionals to support the anecdotal evidence provided by the participants.

With many of the participants having life long illnesses, a reduction in visits and use of medication would not be appropriate although the overwhelming majority felt that their well being and cold related illnesses had improved.

The results also show that although nearly 56% had noticed a reduction in bills, many of the participants were on schemes where a fixed amount was paid. E.g. participating in the stay warm scheme. Some participants had not received a bill yet and could not comment. Most participants had experienced an increase in energy prices, which made it harder to come to a conclusion on the fuel cost benefits of the scheme.

Similarly many participants were entitled to free prescriptions and would not notice a reduction in cost of medications. Some participants also had illnesses that are progressive and hence a reduction in visits or prescriptions would not be noticed.

Findings.

Research on 102 out of 140 of the HACKW participants questioned who have experienced a winter after the new measures has shown the following results: -

- 78% felt that their medical condition improved after the measures.
- 94% noticed an improvement in the warmth of their dwelling.
- 56% noticed a decrease in their bills despite fuel price increases.
- 24% use less medication as a result (Many have life illnesses which require continuous use).
- 30% have noticed less need to visit their GP as a result of improved medical condition after the measures. (Many have life illnesses, which require regular visits).

Conclusions and Recommendations.

The HACKW scheme is an Energy Saving Trust (EST) Innovation project. The EST is eager to see that projects funded under this programme are sustained. Consequently we would like to work towards mainstreaming of the scheme.

The findings suggest that further research should be carried out, however KES do not have the expertise or the authority to undertake this task and is seeking the help of the Directors of Public Health in this respect.

Ideally we would like to make use of the expertise within the PCT's to conduct this evaluation. We would be willing to apply for any additional funds to conduct the work.

In addition to contributing towards the case for mainstreaming of the HACKW scheme, the evaluation study could also prove useful in informing policy on cold related illnesses.

Current related research

Met Office “Health Forecasting” (www.metoffice.gov.uk/health)

The Met office has conducted some research with 8 Strategic Health Authorities and 8 Met Office service Developers (**see appendix 4**), on the effects on front line service demand in relation to temperature variation. It has been well documented that for every 1degree drop in temperature which results in an increase of deaths, more medical admissions, increased exacerbations and costs to the NHS (**See appendix 5 & 6**) It has also been observed that cold snaps lead to increased COPD (Chronic Obstructive Pulmonary Disease) admissions, peaking 1-2 weeks later (**See appendix 7 & 8**)

- A PCT serving a population of 250,000 will have about 14,200 GP consultations every year for people with COPD.
- 680 patients will be admitted to hospital, accounting for 9800 bed days.
- Admission costs about £1700
- GP Consultation costs £56
- Cold snaps lead to increased COPD admissions, peaking 1-2 weeks later and there is a lag for respiratory deaths peaking at 12 days.
- In COPD patients' cold bedroom temperatures are related to the development of a 'cold' and an exacerbation. This may be related to cooling of nasal passages.
- There is good evidence that cold houses cause increased mortality across all social classes. Indoor temperatures are related to respiratory deaths.

Evaluation of Alpine Treatment

Alpine Environments

www.alpine-environments.co.uk

The **HACKW** project was further enhanced by offering steam cleaning of carpets and soft furnishings in the bedroom of asthma sufferers where a heat recovery ventilation unit has been installed. The following research was conducted by Alpine one of the providers of this service to the scheme in partnership with **South Leeds PCT** and **Leeds City Council**.

Alpine Environments are dedicated to helping families who suffer from asthma, triggered by the indoor environment. Asthma affects a high proportion of people throughout the United Kingdom. In addition to almost daily medication and regular visits to GPs some patients require hospitalisation and regrettably there are a number of fatalities each year.

Asthma is detrimental to a person's health and well being and is likely to have an adverse affect on their attendance at their place of employment or education. This has been observed as part of multiple deprivations relating not only to health but also to other factors such as Fuel Poverty. Room and outdoor temperature has also been seen to cause exacerbations as described in the **Met Office** "*Health Forecasting*" research.

Several causative factors have been identified. House dust mites being one of the most common sources of indoor allergens are a cause of symptoms in allergic asthma. We at Alpine have a clinically proven method of eradicating the house dust mite and denaturing its harmful allergens without the use of drugs or chemicals.

Alpine not only created a low allergen home with their unique method of heat, steam, time and temperature to the patients beds but also by installing heat recovery ventilation systems, drop the humidity level to 55% to ensure the house dust mite cannot re-infest. In essence they created a sanctuary for the patient to enjoy. The heat recovery units also ensured that wasted heat, which would be normally lost, was utilised.

Several homes have been treated in South Leeds. Results to date are very encouraging showing reduced dependant on medication, better school attendance and an improved quality of life. The projects to date demonstrate that the scheme is viable and makes a contribution to health and well being of the clients.

The project supports and sign posts other health and well being initiatives particularly focusing on fuel poverty. Similar schemes are about to commence in Newcastle and Kent. We are hoping to extend all projects with the ultimate aim that the process is recommended as an adjunct to reduced reliance on medication.


For copies of the clinical trial or further information

By e-mail elumley@alpine-environments.co.uk

Tel: Office: 0113 200 8210/ 0113 200 8225 / (Free phone 0800 281 286)

Appendix 9. Partner Roles

Partner organisation	What was their role or intended role?
Kirklees Energy Services (KES)	Lead Partner responsible for overall project management including delivery and monitoring. KES is the Energy Efficiency Advice Centre for Kirklees, Calderdale & Wakefield.
Calderdale Council	Lead Council responsible for promoting project within Calderdale and passing referrals to KES
Kirklees Metropolitan Council	Responsible for promoting project within Kirklees and passing referrals to KES
Wakefield Metropolitan District Council	Responsible for promoting project within Wakefield and passing referrals to KES
Calderdale PCT	Responsible for endorsing referrals in terms of health benefits – endorsement by a range of health professionals
North Kirklees PCT	Responsible for ensuring appropriate referrals in terms of health benefits by a range of health professionals
South & Central Huddersfield PCT	Responsible for ensuring appropriate referrals in terms of health benefits by a range of health professionals
Wakefield East PCT	Responsible for ensuring appropriate referrals in terms of health benefits by a range of health professionals
Wakefield West PCT	Responsible for ensuring appropriate referrals in terms of health benefits by a range of health professionals
Age Concern Calderdale	Additional promotion of the project in the Calderdale area.
Age Concern Kirklees (North)	Additional promotion of the project in the Kirklees area.
Age Concern Kirklees (South)	Additional promotion of the project in the Kirklees area.
Age Concern Wakefield	Additional promotion of the project in the Wakefield area.
Groundwork Wakefield	Additional promotion of the project in the Wakefield area.



Health Action Calderdale, Kirklees & Wakefield (HACKW) REFERRAL FORM

Name: _____

Address: _____

Postcode: _____ Tel No: _____

I give permission for details of how my health is affected by cold and/or damp conditions to be disclosed on this form

Signed: _____

Date: _____

To be completed by a health professional

Brief description of how cold living conditions/poor ventilation affects the people living in the property

Name (Block Capitals): _____


Position _____ Place of Work: _____

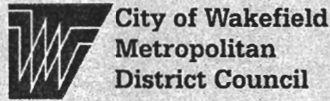

Contact telephone number: _____

Signature: _____



Please return to: ENERGY EFFICIENCY ADVICE CENTRE
FREEPOST NEA10014
HUDDERSFIELD
HD1 1TG
Tel: 0800 052 7496





HACKW HEALTH ACTION FOR CALDERDALE, KIRKLEES & WAKEFIELD

IS YOUR HOME **COLD** AND
DRAUGHTY?

WOULD YOU LIKE **FREE**
INSULATION **INSTALLING?**

You may be eligible for draughtproofing, loft insulation, cavity wall insulation and heat recovery ventilation (for respiratory illnesses), installed by professional installers, under the 'HACKW' scheme completely **FREE OF CHARGE**

Overleaf is a referral form which has to be completed by a health professional - your health visitor, practice nurse, midwife etc. Send it back to us (**FREEPOST**) and we will make the necessary arrangements for you

Its as simple as that



'HACKW' is funded by the Energy Savings Trust and Calderdale, Kirklees and Wakefield Councils, & supported by the Primary Care Trusts, Groundwork and Age Concern





APPENDIX 1

KIRKLEES ENERGY SERVICES

12 Byram Buildings, Station Street, Huddersfield HD1 1LS
Tel: 01484 351552 Fax: 01484 351551 FREEPHONE 0800 0527496
E-mail: info@energy-help.org.uk www.energy-help.org.uk

«Names»

«Address»

05 August 2005

Dear «Greeting»,

During 2004 you took part in the Health Action Calderdale, Kirklees & Wakefield (HACKW) scheme and had free energy efficiency measures installed in your property. The measures will have included one or more of the following: loft insulation, cavity wall insulation, draught proofing and heat recovery ventilation (a Baxi unit).

We are writing to you in the hope that you can help us measure the impact of the scheme, as this will help us to attract more funds into this successful scheme, which will enable us to help other individuals and families.

We would be grateful if you would take a few moments to answer the following questions, and return this form to us in the FREEPOST envelope provided (No Stamp Required.)

As a thank you for your help your response will be entered into a Prize Draw for A New Energy Efficient Electric Kettle. The draw will take place on 15th June 2005 and the winner will be notified by post on the same day.

All information received will be treated in the strictest confidence and your details will not be passed onto a third party. Please fee free to leave unanswered any questions you do not wish to answer or are unsure about, as it is some time since the measures were installed.

Yours faithfully,

Simon Tao.



«CustRef» / «Expr1»

1. Can you confirm the type of work carried out on your home?

- | | |
|---|--|
| <input type="checkbox"/> Cavity Wall Insulation | <input type="checkbox"/> Draught Proofing |
| <input type="checkbox"/> Loft Insulation (Full) | <input type="checkbox"/> Loft Insulation (Top Up) |
| <input type="checkbox"/> Hot Water Tank Jacket | <input type="checkbox"/> Heat Recovery Ventilation Unit (BAXI) |

2. If you or a member of your household has a medical condition that is affected by the cold, has this improved since the work has been carried out?

- Yes No

Please give brief details...

.....
.....

3. Does your home feel warmer since the work has been carried out?

- Yes _____ No _____

4. Have you noticed a reduction in your fuel bills?

- Yes No

5. Have you noticed a reduction in medical bills/use of medication since the work has been carried out?

- Yes No

Please give brief details...

6. Have you noticed a reduction in the number of visits to your GP/Hospital since the work has been carried out?

- Yes No

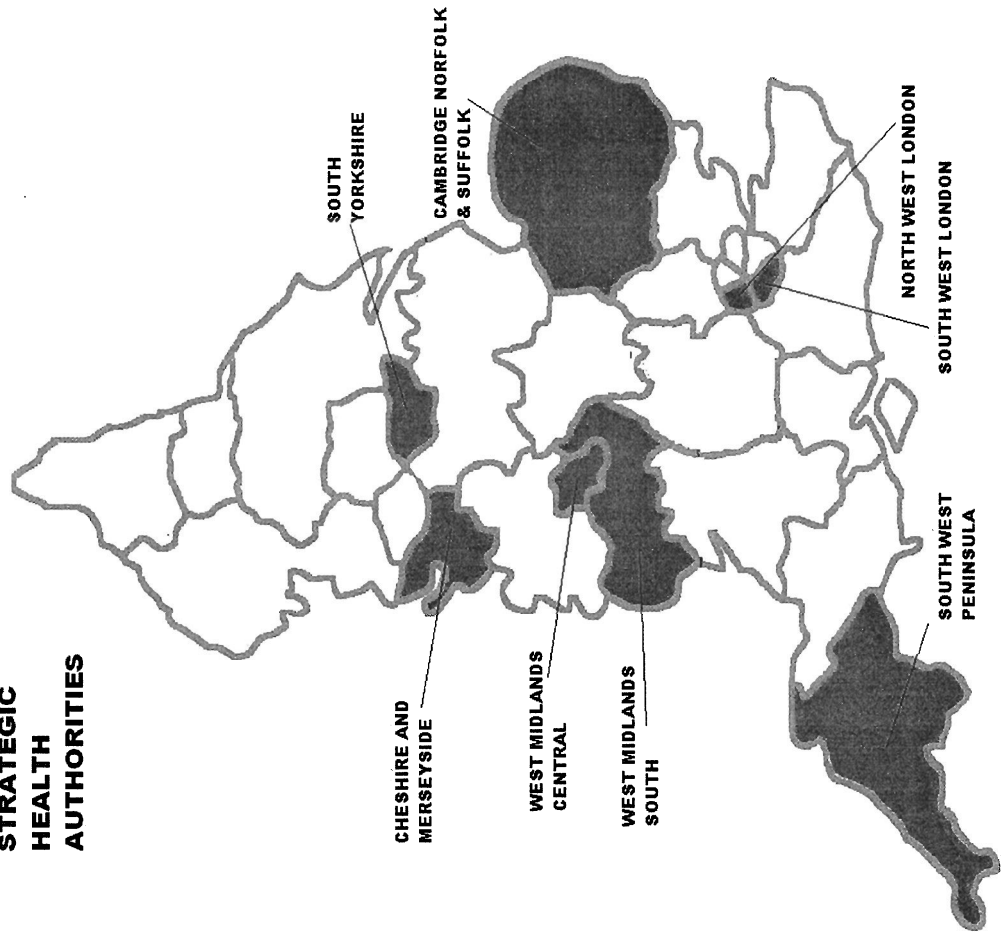
7. Have you any further comments to make regarding the HACKW scheme?

Appendix 4

COPD project



**STRATEGIC
HEALTH
AUTHORITIES**



SHA pilot project agreed.
8 Met Office service
Developers


Admissions & COPD
Prevention.

DoH funded evaluation

Appendix 5

Public

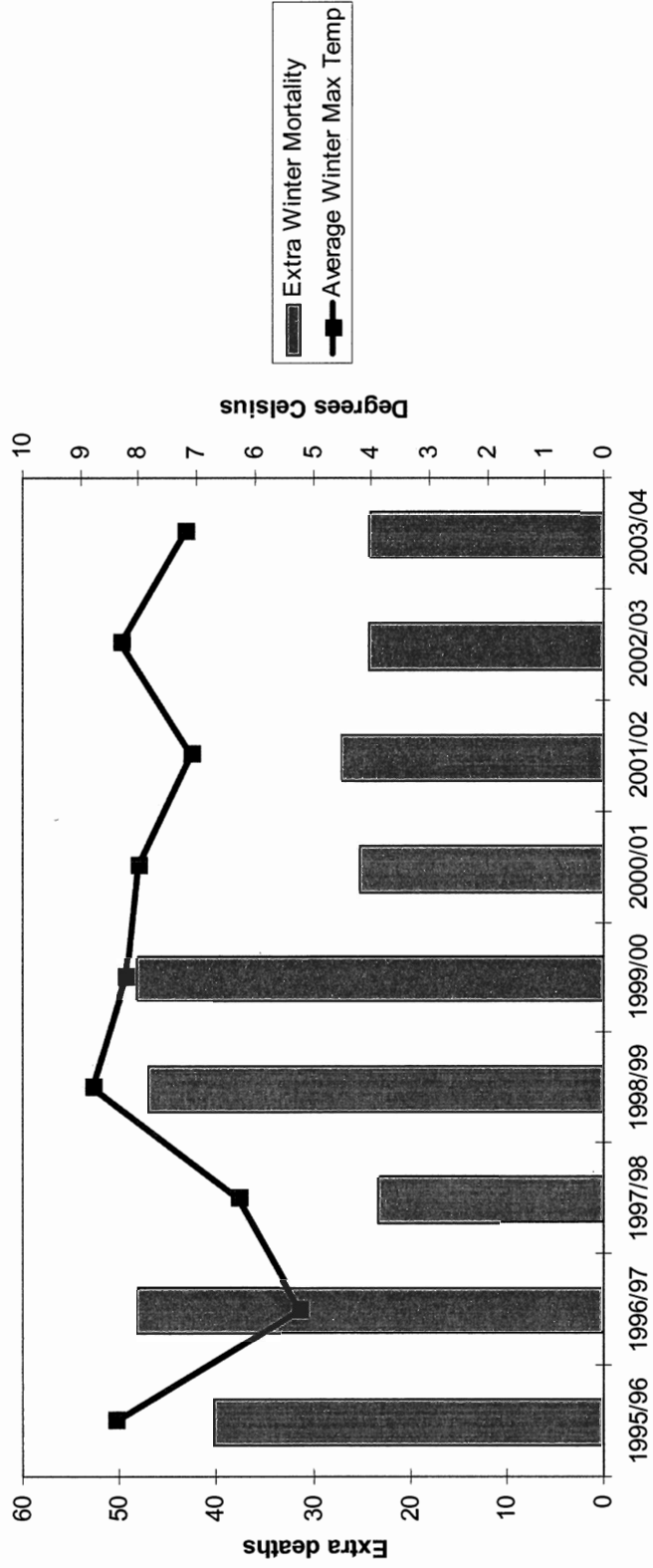
Extra winter mortality
% increase in mortality for each 1°C fall from 18°C
Keatinge et al, 1997



Appendix 6 Temperature and EWM



Extra Winter Mortality and Max temp.

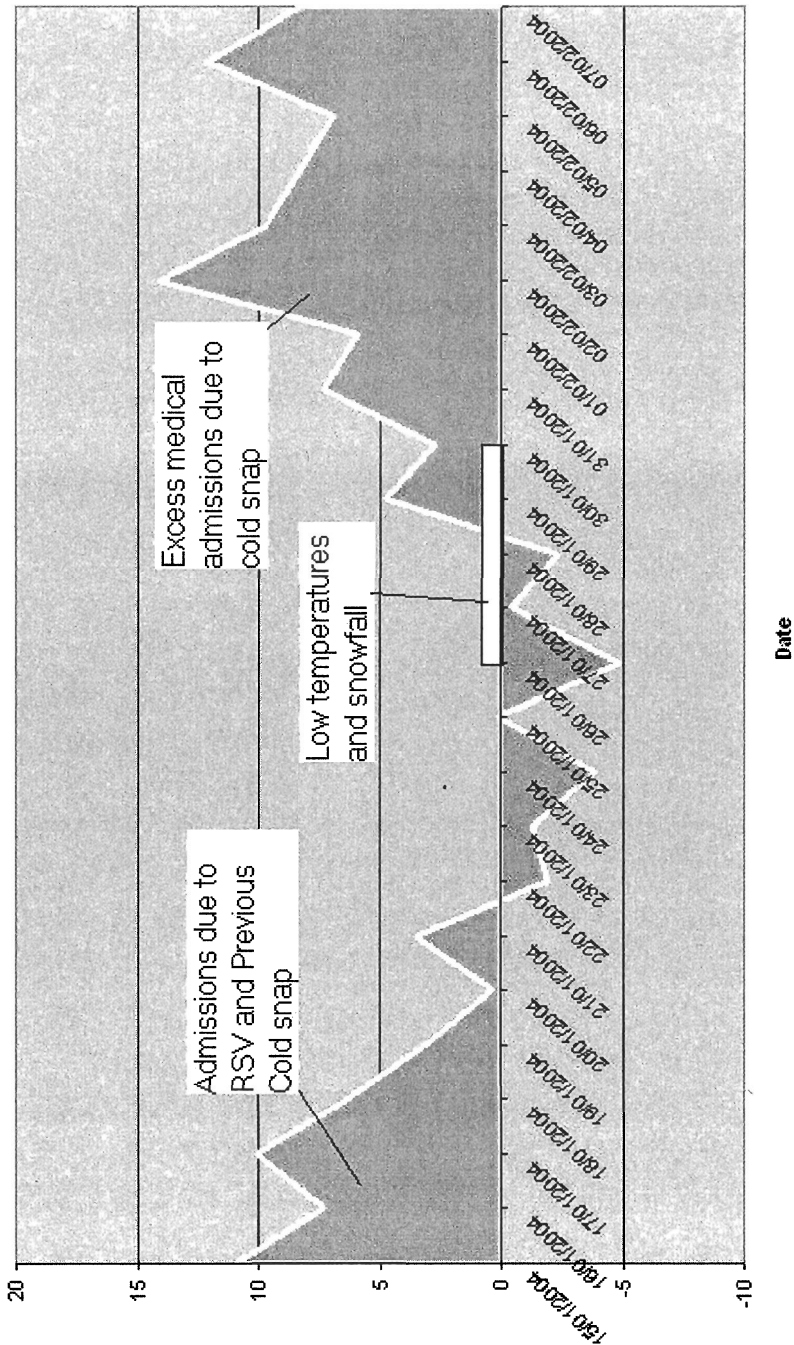


APPENDIX 7

The Effect of Cold on Hospital Admissions



SE London Emergency Medical Admissions
 Variance from 4 week mean. Using Week 4 as reference week

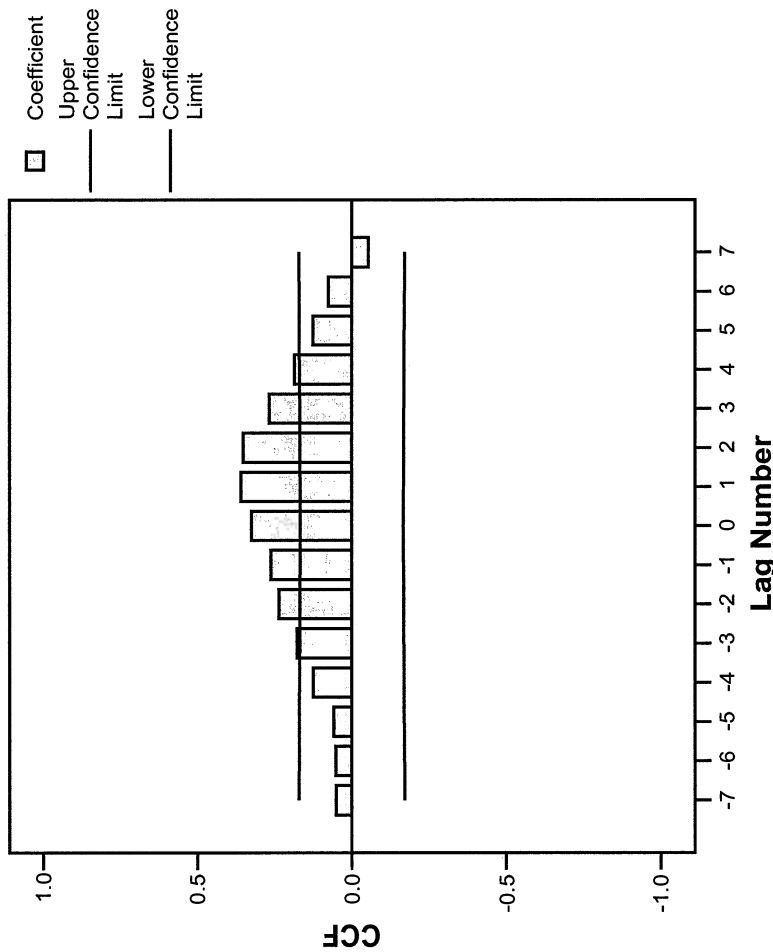


Appendix 8

Cross-correlations / lags of COPD with weather



Weekly "Coldness" measure vs COPD admissions



Positive correlation:

Cold snaps lead to increased COPD admissions, peaking 1-2 weeks later

N.B. "Coldness" is the weekly sum of a threshold temperature minus daily max temperature

This page is intentionally left blank

Theme 1: Influencing Affordable Warmth Policy, Strategy, Funding and Delivery in the Region

Objective	Task	Regional Partners
1.1 Provide regional guidance on providing maximum assistance for clients within the parameters of data protection legislation	1.1.1 Encourage data protection commissioners to endorse the use of Local Authority and Department for Work and Pensions databases to help target affordable warmth mail shots at clients in receipt of benefit	Commissioners' Office (data protection) Eaga Partnership Energy Efficiency Advice Centre Public Health Observatory Hull Warm Zone (best practice) Strategic Health Authority
1.2 Use Local Area Agreements to raise the profile of fuel poverty locally and to deliver affordable warmth through joint action by Local Strategic Partnerships		Government Office Yorkshire & Humber Regional Assembly Regional Housing Board Strategic Health Authorities Local Authorities Local Strategic Partnerships
1.3 Produce a model scrutiny review to encourage local authorities and Primary Care Trusts to adopt best practice in their affordable warmth work		Regional Assembly Scrutiny Team Yorkshire Forward NEA Local Government Association Strategic Health Authorities Regional Housing Board
1.4 Ensure specific fuel poverty targets are included in relevant regional plans and policies		

Theme 2: Training and Awareness Raising

Objective	Task	Regional Partners
2.1 Develop a multi-agency Communication Plan which will raise awareness of fuel poverty at all levels throughout the region.	2.1.1 Make the economic case for affordable warmth to fund-holders and decision-makers in the housing and health sectors 2.1.2 Re-brand 'fuel poverty' - replace the term 'fuel poverty' with 'affordable warmth'. Maximise interest and understanding – establish a brand for the work of the Action Plan to get the message right 2.1.3 Seek media interest and publicity for regional events, policies and activities 2.1.4 Identify regional energy champions to increase influence on policy and practice 2.1.5 Replicate good practice across the region through the production of an affordable warmth good practice guide for regional decision-makers which includes case studies and costings	Affordable Warmth Action Plan Steering Group Regional Training Framework/Events Programme Regional Public Health Group Regional media – Yorkshire TV, local radio, newspapers Fuel supply companies Communications/Branding experts Universities Energy Saving Trust Housing Associations Housing Corporation Primary Care Trusts Local Authorities
2.2 Improve co-ordination and communication between regional and local organisations – vertically and horizontally – and encourage sign-up to regional objectives	2.2.1 Encourage Local Strategic Partnerships to incorporate affordable warmth into their Community Plans (How? Who?) 2.2.2 Ensure integration of national, regional and local schemes and plans to tackle fuel poverty 2.2.3 Engage Chief Executives of key regional agencies and ensure commitment through sign-up	Government Office Yorkshire & Humber Regional Housing Board Regional Development Agency Affordable Warmth Action Plan Steering Group Local Energy Support Programme NEA

<p>2.3 Use regional energy champions to influence policy and practice in local and regional organisations throughout the region</p>	<p>2.3.1 Establish a database of existing regional energy champions 2.3.2 Write a role profile for regional energy champions 2.3.3 Establish regional energy champions in all regional partner organisations 2.3.4 Arrange annual meeting of regional energy champions and agree annual action plan</p>	<p>Regional Housing Board Yorkshire Forward Local Strategic Partnerships Regional Public Health Group Regional energy champions</p>
<p>2.4 Raise awareness of affordable warmth amongst those householders who are likely to be vulnerable to fuel poverty</p>	<p>2.4.1 Ensure that advice and information about affordable warmth is available in the places where vulnerable householders go</p>	<p>Primary Care Trusts Local Authorities Home Improvement Agencies Energy Suppliers Department for Work and Pensions Department for Education and Skills Learning and Skills Council</p>
<p>2.5 Provide Continued Professional Development courses which raise awareness of fuel poverty</p>	<p>2.5.1 Develop Continued Professional Development package and pilot with Fire Service and Energy Efficiency Advice Centre 2.5.2 Evaluate process and feedback to Affordable Warmth Action Plan Steering Group</p>	

Theme 3: Supporting Local Affordable Warmth Work

Objective	Task	Regional Partners
3.1 Maximise regional access to national funding for fuel poverty activity	3.1.1 Lobby government for longer term funding programmes to tackle fuel poverty 3.1.2 Establish a regional fuel poverty fundraising 'expert' dedicated to the Action Plan 3.1.3 Rationalise the funding application process to develop common approaches and objectives 3.1.4 Ensure regional involvement in financial inclusion work in readiness for the Financial Inclusion Fund (2006) 3.1.5 Develop a regional funding/fundraising strategy	
3.2 Commit sufficient regional resources to encourage effective local affordable warmth activity	3.2.1 Direct resources to tailor schemes for heat to reach communities 3.2.2 Establish an evidence base for hard to treat properties and present a case to national government (What case? Needs clarification)	
3.3 Encourage local organisations to adopt the Regional Affordable Warmth Action Plan and incorporate affordable warmth work into their activities	3.3.1 Incorporate fuel poverty alleviation into health priorities by producing compelling arguments for Primary Care Trusts to make funding available for affordable warmth implementation work 3.3.2 Ensure that local authorities are committed to meeting the Government fuel poverty targets by ensuring that all	Regional Assembly Government Office Yorkshire & Humber

	departments adopt the Regional Affordable Warmth Action Plan and incorporate affordable warmth work into their activities 3.3.3	
3.4 Disseminate good practice being done at a local level through mentoring systems and good communication		Government Office Yorkshire & Humber Regional Assembly

Theme 4: Improving Health and Well-being

Objective	Task	Regional Partners
4.1 Promote a self-assessment toolkit to measure whether partners have the components to promote best practice (needs clarification)	4.1.1 Create self-assessment toolkit to influence strategic and operational level affordable warmth work and to enable evidence based practice and funding applications	Affordable Warmth Action Plan Steering Group Fire Service Primary Care Trusts Local Authorities Public Health Observatory
4.2 Produce a regional template for a pilot local enhanced service contract	4.2.1 Find a suitable GP surgery or Primary Care service to trial a pilot local enhanced service contract	Sub-group of Affordable Warmth Action Plan Steering Group
4.3 Develop regional network for sharing best practice	4.3.1 Use the 2006 Practitioners' Event on Fuel Poverty to encourage different professional groups to work together in a more integrated and effective way to tackle fuel poverty (needs clarification) 4.3.2 Encourage attendance at the NEA Regional Fuel Poverty Forum to a wider audience	NEA Regional Fuel Poverty Forum
4.4 Establish a consistent approach to the Single Assessment Process across the region which ensures standard trigger points for referrals	4.4.1 Ensure wider partnership involvement in the Kirklees/Wakefield Social Services trial of Single Assessment Process	Government Office Yorkshire & Humber – Audit Commission Single Assessment Process Team
4.5 Evaluate existing fuel poverty training programmes in the health sector and identify barriers to success	4.5.1 Map existing training 4.5.2 Promote Continued Professional Development packages	Affordable Warmth Action Plan Steering Group
4.6 Develop regional guidance for training front line staff which is based on existing good practice	4.6.1 Ensure that fuel poverty issues are built into the national training programme for 'health trainers' as it is developed	Affordable Warmth Action Plan Steering Group Energy Efficiency Advice Centres

		NEA Energy Saving Trust Strategic Health Authorities Voluntary and community sector
4.7 Provide a consistent regional framework for research and evaluation to promote evidence based policy and practice	4.7.1 Conduct a review of existing evidence which shows how affordable warmth work can reduce hospital admissions and improve health	NEA Government Office Yorkshire & Humber

Theme 5: Monitoring and Evaluating the Action Plan

Objective	Task	Regional Partners
5.1 Establish detailed baseline data on fuel poverty throughout the region	5.1.1 Establish which information can be accessed in terms of data protection 5.1.2 Produce an online baseline data briefing resource (and also hard copies) 5.1.3 YHPHO and York EEAC to develop a partnership and gather data on regional Warm Front 5.1.4 Engage local partners at a regional level to ensure input of fuel poverty data	Yorkshire Futures/ Yorkshire Forward Public Health Observatory Local Authorities Government Office Yorkshire & Humber Local Energy Efficiency Advice Centres Yorkshire and Humber Regional Assembly EAGA Partnership Ltd.
5.2 Identify and measure the (health) impact of fuel poverty in the region by developing intelligence data systems	5.2.1 Include a standard direct question relating specifically to fuel poverty within PCT's Single Assessment Process (a regionalised SAP) 5.2.2 YHPHO to collect data on health/ socio-economic information – as to key indicators of fuel poverty 5.2.3 EST Home Energy Efficiency Database (HEED) to be to be utilised for mapping fuel poverty 5.2.4 Produce a geographical choropleth map of the region to identify areas of fuel poverty (perhaps map against 20% most deprived – Indices of deprivation) 5.2.5 Produce a map of households off the gas network/ rural areas at risk	Public Health Observatory Government Office Yorkshire and Humber (Public Health – Rebecca/ Paul) Strategic Health Association Local Energy Efficiency Advice Centres Local Authority's Primary Care Trusts EST/ Centre for Sustainable Energy
5.3 Ensure ongoing performance tracking	5.3.1 Define what needs to be measured (e.g.	Public Health Observatory

of fuel poverty indicators	<p>outputs or outcomes or both)</p> <p>5.3.2 Set targets and milestones and review progress against them¹</p> <p>5.5.3 Develop a regional Performance Indicator to encourage PCT's (and local authorities?) to monitor fuel poverty progress</p> <p>5.3.4 Ensure clear sign-posting to fuel poverty data so that it is accessible to regional and local organisations</p> <p>5.3.5 If feasible, pilot a 'before and after' scheme to identify potential methods of evaluation</p>	<p>Strategic Health Association (PCT Performance Framework)</p> <p>Government Office Yorkshire and the Humber (Local Area Agreements)/ LGA?</p>
5.4 Secure funding to facilitate a comprehensive evaluation of the impact of this Action Plan	<p>5.4.1 Steering group to identify what needs to be evaluated (e.g. milestones from each theme group)</p> <p>5.4.2 Steering group to identify sources of funding (where appropriate)</p> <p>5.4.3 Liase with East Midlands authorities (Regional AWS) to co-review action plans</p>	<p>Affordable Warmth Action Plan Steering Group</p> <p>Eaga Partnership Ltd.</p> <p>Government Office East Midlands</p>
5.5 Establish Implementation Group to act as custodians of this Action Plan to monitor and report on delivery	<p>5.5.1 Produce an annual report on progress against the objectives in this Action Plan</p> <p>5.5.2 Monitor effectiveness of interventions at all levels</p> <p>5.5.3 Establish a regional implementation agency for the Action Plan</p> <p>5.5.4 Monitor progress towards Action Plan targets</p> <p>5.5.5 Agree timescale for Action Plan review</p> <p>5.5.6 Ensure buy-in to the evaluation process</p>	<p>Affordable Warmth Action Plan Steering Group</p> <p>Regional Housing Board</p> <p>Strategic Health Authority</p> <p>Public Health Observatory</p>

¹ **Suggested milestones:** Number of referrals; number of people approached; number of people offered assistance; number of people who take up offers; outcomes; health and well being measures – educational attainment etc.; funding to pilot small health and housing projects. (Milestones need to be established for each different theme group)

This page is intentionally left blank

ANNEX D

Cabinet Energy Champion Project Council Questionnaire



Housing (non fuel poor)	
1.	<p>How are your annual HECA returns calculated? <i>Please supply any details of the methodology you use. If you rely on supporting guidance documents please tell us what these are and if they are corporately produced please send a copy with the completed form.</i></p> <p>Contact Officer telephone/email</p>
2.	<p>Please give us your assessment of energy consumption/CO₂ emissions over the last five years in housing?</p> <p>Contact Officer telephone/email</p>
3.	<p>What locally funded or regional schemes do you have to improve energy efficiency/promote renewable energy to private householders?</p> <p>Contact Officer telephone/email</p>
4.	<p>How much funding do you lever in from utilities through Energy Efficiency Commitment and other sources?</p> <p>Contact Officer telephone/email</p>
5.	<p>Do you have energy efficiency targets for social housing in your area? <i>If so please tell us what these are</i></p> <p>Contact Officer telephone/email</p>
6.	<p>What insulation standards do you use in Public and Private Sector Programmes?</p> <p>Contact Officer telephone/email</p>
7.	<p>Please outline your action plans for improving energy efficiency across all tenures and the resources available to you to support those plans?</p> <p>Contact Officer telephone/email</p>
8.	<p>Energy Advice is a key component of energy efficiency strategies. How effectively is energy advice delivered in your area, by whom and how do you determine its effectiveness?</p> <p>Contact Officer telephone/email</p>
9.	<p>In your Approved Development Programme schemes do you have any policies to encourage higher energy efficiency standards beyond those specified by the Housing Corporation (e.g. Eco Homes-Very Good)</p> <p>Contact Officer telephone/email</p>
10.	<p>What are the main development opportunities with regard to Private Sector Housing and Energy for your Local Authority?</p> <p>Contact Officer telephone/email</p>
11.	<p>What are the main barriers - fiscal, planning, educational or other - to such development opportunities being realised?</p>

Housing (non fuel poor)
Contact Officer telephone/email

Fuel Poverty
1. Please provide details of current activities/projects to alleviate fuel poverty. Contact Officer telephone/email
2. How do you assess if your insulation and heating schemes lift people out of fuel poverty? Contact Officer telephone/email
3. Which Department(s) take the lead on fuel poverty issues? Contact Officer telephone/email
4. Do you have a dedicated Fuel Poverty/Affordable Warmth Officer? Contact Officer telephone/email
5. Who has responsibility for council housing stock? E.g. Council, ALMO, RSL other Contact Officer telephone/email
6. Describe in general terms the make-up of the area's housing stock i.e. stock condition, age, type, tenure split. Contact Officer telephone/email
7. Do you know and can locate what percentage of the Housing in the Local Authority Area is off the gas network? Contact Officer telephone/email

ANNEX E Mapping Domestic Thermal Efficiency In York

Before commencing detailed work on recommendations regarding these issues the former Housing Board sought detailed – Ward by Ward – information in respect of the gauging York’s present public and private domestic thermal comfort and emissive position. At their September Meeting the Board received a full report in response to this request, the methodology and findings of this are summarised in the paragraphs below.

In an ideal world a low fly over of York with thermal imaging equipment would produce a colour picture – or thermographic map – of energy loss from all York’s homes on a red to blue scale where red represented most heat loss and blue least. Resources for this are not available and so mapping York’s thermal efficiency must rely on data sourced primarily for other purposes. The disadvantage of this technique is that the data whilst being reasonably reliable in respect of thermal comfort can only provide an indicative model of York’s domestic CO₂ emissions.

Two primary data sources were used;

Data Source 1: 2002 Private Sector Stock Condition Survey (2002): providing an account of a private sector stock conditions produced for the Local Authority City of York Council as base line data for accounting against the 1995 Home Energy Conservation Act¹.

Data Source 2: The Baker & Starling report to York, North and East Yorkshire Local Authority Support Programmes (LASP) entitled ‘**A profile of fuel poverty in York, North and East Yorkshire LASP Region and Member Districts**’: Using the Bristol University/Centre for Sustainable Energy’s fuel poverty indicator, developed with funding from electricity supplier SWEB, and based statistical modeling of cross referenced Census and House Condition Survey data.

¹ the 1995 Home Energy Conservation Act required local authorities to develop a strategy for energy conservation. See DTLR Guide HC [Volume 2, Paras 5.2 & 5.3] ‘*A domestic energy audit will normally be conducted in furtherance of the authority’s broad environmental aims as presented in the Corporate Plan. There might also be related social aims, for example, to bring reasonable thermal comfort within the reach of all households*’ In housing terms, you will need to express these aims slightly differently:

- to reduce the need for domestic energy usage or at least maintain it at a constant level;*
- to reduce the emission of greenhouse gases and pollutants from domestic energy use;*
- to reduce the wastage of energy in the home;*
- to ensure that all dwellings within the area can be adequately heated at a cost which occupants on low incomes can afford;*
- to ensure compliance with the Home Energy Conservation Act 1995.*

The main findings of data source 1 provide returns using the SAP or Standard Assessment Procedure Rating: A homes SAP rating depends upon a range of factors that contribute to energy efficiency, namely:

thermal insulation of the building fabric
efficiency and control of the heating system
ventilation characteristics of the dwelling
solar gain characteristics of the dwelling
the price of fuels used for space and water heating

Summary of Main findings for York:

The average SAP* rating for York is 44 – equivalent to the National average (1996).

94.5% of dwellings have some central or programmable heating.

85.9% of dwellings have some double glazing.

Private rented and pre-1919 dwellings show particularly low mean SAP ratings as do converted flats. Yorks lowest SAP ratings are for converted flats (mean SAP of 37).

Households with particularly low SAP ratings also appear to show quite distinct characteristics such as single persons and the elderly.

It is estimated that households current heating systems make for an average (mean) requirement to spend £518 on space and water heating and that the average dwelling produces 6.35 tonnes of CO₂ per year.

Mean SAP ratings in York's private rented sector are below the City average (at 41). Within this group some 10.3% have a SAP of below 20.

Typically the older the dwelling, the lower the SAP rating. This is the case in York where dwellings built pre-1919 have an average SAP of 40.

Mid terraced dwellings have a mean SAP of 45.

CO₂ Emissions and cost of heating SAP calculations may be seen as indicative for the calculation of Carbon Dioxide emissions. It is estimated that households current heating systems make for an average (mean) requirement to spend £518 on space and water heating producing 6.35 tonnes of CO₂ per year. CO₂ emissions would typically show the same trends as these are heavily influenced by the amount of fuel used (and hence the cost of fuel used).

Whilst the Local Authorities own housing stock returns SAP ratings of 66pts figures across all tenures are significantly reduced when private sector stock is factored in.

The SAP summary data for York does indicate some reasons for the Local Authority to be concerned, especially in respect of performance against expectations of private sector stock. These are currently that;

a target SAP of 65 across all sectors should be achieved. Figures below triggering applicability under Warm Front. York falls below by 21 points under the Regional Housing Strategy the Local Authority should be working in line with other authorities regionally to achieve an average SAP across all

types and tenures of 65 by 2015. Requiring an annual rate of increase across the region of approximately 2 points per annum. York falls below by 21 points Regional average SAP at 2005 is 49.9, York falls below by 4.9 points.

Data contained within the LASP report data source 2. reaffirmed information provided from data source 1. Homes suffering from likely fuel poverty are most likely to show a poor SAP rating indicating a likelihood of poor thermal efficiency and potentially controllable CO₂ emissions..

The LASP report presented the Board with a breakdown by Ward bringing them closer to the objective of geographical mapping. It must be noted however that the LASP report, based on information available through the 1991 Census and 1996 English House Condition Survey data is less up to date than the 2002 Stock Condition Survey.

The (DTI's) Publication (Nov 2001) 'The UK Fuel Poverty Strategy' in comparison to those of 1996, may be taken as partially indicative of improvement when it states that nationally;

...the number of fuel poor in 2000 has only fallen from around 5.5 million to around 4 million households in the UK.'

In addition, many of the recorded improvements of 2001 may now have been offset by recent rises in fuel pricing, see also below under section 'Fuel Poverty and Thermal Comfort'. This means that a straight 22% reduction in fuel poverty in York cannot be inferred, particularly given the high percentage reductions through the specific adoption of a Fuel Poverty Strategy and/or an Energy Reduction Partnership – between the authority an energy supplier and the energy efficiency advice centres – some authorities have made.

As the City of York Council has not adopted such consolidated approaches to date it is likely that overall reductions in fuel poverty over the period fell short of 22%.

The average level of fuel poverty (reported in the LASP report) in York is identical to that of our region and the National average at 23%, (i.e. nearly one in four households live in fuel poverty). 12 wards in the LASP region feature within the 'worst' 10% of wards in England, two of which, Westfield and Clifton, are in York.

At a regional level York also presents the second highest number of Wards – 5 in total – falling within the worst 10% in the region; Westfield Clifton and Micklegate showing almost one in three households living in fuel poverty. See table below;

	Ward name	% in fuel poverty	No in fuel poverty	LASP rank lower score indicating higher

				fuel poverty
Within national worst 10%	Westfield	31	1626	10
	Clifton	31	1499	12
Within regional Worst 10%	Micklethorpe	30	1553	13
	Holgate	29	1245	19
	Heworth	28	1294	23
Worse than National Average	Fishergate	27	853	28
	Guildhall	27	1004	29
	Tang Hall	24	713	44
	Acomb	23	801	49
	Bishopthorpe	22	249	64
	Fulford	21	223	75
	Dringhouses & Woodth.	20	854	89
	Heslington	20	79	95
	Huntington & New Earswick.	18	776	127
	Osballdwick	17	217	155
	Heworth Without	16	298	164
	Derwent	16	202	182
	Skelton, Rawcliffe & Clif	16	547	183
	Haxby & Wigginton	14	711	204
	Strensall	14	317	208
	Rural West	14	482	212
	Wheldrake	14	155	218

Affordable Warmth Strategy Development NEA Consultancy

Policy Perspective

The case for affordable warmth has now been recognised on a national policy level. Local implementation can only be achieved through involvement and co-operation of agencies on the ground. In recognition of this, the obligation on Energy Conservation Authorities (ECAs) to report on fuel poverty was established in the *Warm Homes and Energy Conservation Act 2000*¹. In November 2001 the government published the UK Fuel Poverty Strategy which sets a target of eradicating fuel poverty in the UK by 2016. The document identifies a number of roles for local authorities in assisting with the delivery of the UK strategy. Local authorities are major landlords, although this role is being reduced as a result of large-scale voluntary transfer of the housing stock to registered social landlords and other housing companies. However, local authorities have an important role to play as major investors of capital in their own stock and also in private sector properties through renewal grants. In England, this capital investment will amount to £2 billion per year over the next three years, one-third of which it is assumed will be invested in energy efficiency improvements.

Local Authorities also have a much wider strategic role under a range of policy initiatives to promote the well-being and quality of life of all their residents. The UK Fuel Poverty Strategy also emphasises the role local authorities have to play in using their links with health authorities, primary care groups, the voluntary sector, tenant and community organisations to identify vulnerable households most in need of assistance. This builds on the Government and the Devolved Administrations strategies for housing, energy, health, poverty and social exclusion and particularly on *A better quality of life – A strategy for sustainable development for the UK*², demonstrating how policies can meet multiple social, economic and environmental objectives thereby contributing to sustainable development.

Affordable Warmth – The NEA model of strategy development

NEA recognises the key role local authorities have to play in co-ordination and delivery of local strategies to eradicate fuel poverty and other strategic objectives at a local level. In recent years, NEA has worked closely in partnership with a number of Local Authorities and other key stakeholders to

¹ The Warm Homes and Energy Conservation Act 2000 requires the Secretary of State for England and the National Assembly for Wales to publish and implement a strategy for reducing fuel poverty and set targets for its implementation. This is in addition to obligations for local authorities set down in the Home Energy Conservation Act 1995 and subsequent guidance to local authorities in England “Fuel Poverty – A Local Well-Being Issue” which require local authorities to report annually on initiatives taken to tackle fuel poverty.

² A better quality of life – A strategy for sustainable development for the UK – (DETR, May 1999)

develop *affordable warmth strategies* for both single authorities and consortia.

Affordable warmth strategies are designed to meet corporate and community plan objectives in a planned and systematic way. NEA continues to build upon and further develop a range of good practice in the development of affordable warmth strategies and can offer information and advice on the development of strategies as well as a consultancy service for a limited number of authorities as part of the annual work programme.

What are the key benefits of developing an Affordable Warmth Strategy?

- NEA works with Local Authorities and their partners in the community to develop a comprehensive, planned approach to the alleviation of fuel poverty and the provision of affordable warmth.
- This strategic approach allows for co-ordination with wider policy objectives and commitments.
- The strategy development process allows the Local Authority and its partners to determine achievable goals.
- The process provides a focus for action and promotes organisational commitment.
- The process promotes cross-departmental and inter-agency partnership working, both to maximise resources and to allow for the targeting of resources and initiatives where they are most needed.
- The process promotes cross-community participation, co-operation and wider ownership of the strategy.
- The process sets out measurable targets and timescales for action.

What are the key outcomes?

These will be determined in consultation with partners but should include:

- Improvements in heating, insulation and ventilation
- Maximising access to grant aid and assistance
- Promoting access to affordable fuel and tariff options
- Promoting access to financial services and payment methods
- Developing provision of quality energy advice
- Promoting general energy awareness.

The process may have additional outcomes:

- How best to target assistance at the most "vulnerable"
- How to deal with "hard-to-heat homes"
- Improvements in health and well-being
- Can act as a funding magnet

What does NEA bring to the process?

- Over 20 years as lead fuel poverty agency
- National perspective
- 8 years experience of developing Affordable Warmth Strategies
- Technical experience
- Commitment to good practice
- Neutrality
- Policy and practical service development experience

Strategy Development Process Requirements

The Local Authority should be able to provide:

- A demonstrable corporate commitment to the adoption of an affordable warmth strategy
- A named **lead officer** who has a written brief and a time allocation to successfully deliver the project
- A timetable for the strategy development process, leading to committee/cabinet approval as appropriate
- Identification of membership of cross-sectoral membership for **project steering group**. This will require representation from agencies outside the Local Authority. NEA will be able to advise on membership
- Agreement of funding for the programme
- NEA to act as external facilitator

Roles and Responsibilities

NEA: Leads the process
Prepares all paperwork and presentations
Leads workshops and provides guidance for facilitators at workshops
Assists with and provides guidance with drafting strategy material

Lead Officer: Co-ordinates all activity within the authority, with partner organisations and provides secretariat

Steering Group: Lend sectoral ownership and endorsement

Act as advocates for the core aims and objectives of the strategy within own sectors
Advise on integration of strategy with other policy areas and on other practical aspects of the development process
Help drive strategy implementation
Assist with monitoring and review

The Strategy Development Process

1. Initial steps and planning:

- Initial discussion with the authority to establish corporate commitment and timetable for activity. Contacts established for appropriate authority departments and outside agencies. NEA and authority to establish roles and responsibilities of NEA, Lead Officer and Steering Group and to provide a description of the development process. Authority to describe processes for securing adoption of strategy by the authority.
- Establishment of Steering Group. First meeting of Steering Group to explain the process of strategy development, outline roles and responsibilities, plan workshops and identify key participants in workshops.
- Invitations issued to workshop participants.

2. First Workshop (Half-day workshop including buffet lunch)

Likely agenda:

- Welcome and Introduction – NEA/Lead Officer
- Why Affordable Warmth – NEA
- Identification of barriers to Affordable Warmth – group work
- Identification of solutions - group work
- Identification of common themes – NEA and Lead Officer.
- Use common themes to develop broad aims and objectives for an Affordable Warmth Strategy – group work
- Conclusion and explanation of next steps – NEA

3. Interim Process

- NEA to compile and order all information derived from group work at workshops into tabular form, identifying key policy areas, broad aims and objectives and potential partners. NEA to lead on this with support from lead officer.

- Circulate these tables to steering group. Lead Officer to co-ordinate and include any amendments. This to form feedback report on First Workshop.
- Circulate this with invitations to Second Workshop.
- Steering Group Meeting to review Workshop 1 and plan Workshop 2.

4. Second Workshop (Half-day workshop including buffet lunch)

Likely agenda:

- Welcome/Introduction
- Feedback on Workshop 1
- Brief overview of process to date
- Using tables from first workshop, revise and refine aims and objectives - group work (each group will choose one key policy area to work on)
- Break
- Further refine aims and objectives in groups – adding tasks/priorities and lead agencies to the original aims and objectives - group work
- Conclude and outline next steps.

5. Post -Workshop Period

- Steering Group may want to meet to review Workshop 2, identify any problems or further information needs and to have input into decisions about drafting procedures and consultation
- NEA to compile and order all information from Workshop 2 into tabular form
- Lead Officer to use these to compile first draft of Affordable Warmth Strategy
- Lead Officer to circulate to Steering Group for comment
- Lead Officer to co-ordinate amendments and revise the draft
- Lead Officer, supported by NEA, to produce final draft. NEA will provide supporting information for inclusion in text
- Lead Officer to ensure strategy gains approval
- Strategy launch
- Distribution of Strategy Document
- Maximise publicity and promote

All to be completed within 10 -12 weeks of the second workshop. However, the Local Authority may determine an appropriate date to launch the document outside of this period.

Consultancy days and cost

In terms of the process, it is important that an appropriate timetable is drawn up. The **minimum** period from the first steering meeting to launching the strategy is likely to be between **six** and **twelve months**.

NEAs input, amounting to **fourteen consultancy days** throughout the strategy development process, covers the following elements:

1. Initial Steps and Planning:

Initial meeting with lead officer from the authority
Assisting the lead officer to establish a steering group
Meeting with the Steering Group to plan the 1st Workshop
Preparation time related to all of the above

2. First Workshop:

1/2 day workshop session
Planning for the above

3. Interim:

Compilation of information and production of workshop report
Assisting Lead Officer in circulation of the report and inclusion of comments
Meeting of Steering Group to review process and plan Workshop 2

4. Second Workshop:

1/2 day workshop session
Planning for the above

5. Post-workshop period:

Meeting of steering group to review workshop 2
Compilation of Workshop 2 material into tabular form
NEA to support lead officer in drafting final strategy document and to offer guidance on all aspects of the process

Total consultancy = 14 days

Advice and guidance on delivering an event to launch the strategy and producing a publication can also be provided, but fees *do not* include the costs of a launch event or of production and printing of a strategy document.

Costs

The total cost of NEAs Affordable Warmth Strategy Development is £7,420 plus VAT.

This is based on the above model, constituting 14 days consultancy work and covers the time commitment of the NEA consultant, preparation, development and management costs and related expenses (excluding travel and subsistence).

NEA has considerable expertise and experience in the development of strategies for Affordable Warmth. Local Authorities working with NEA will get the benefit of NEA's combined expertise as well as access to direct consultancy from a senior member of NEA staff.

Further Information

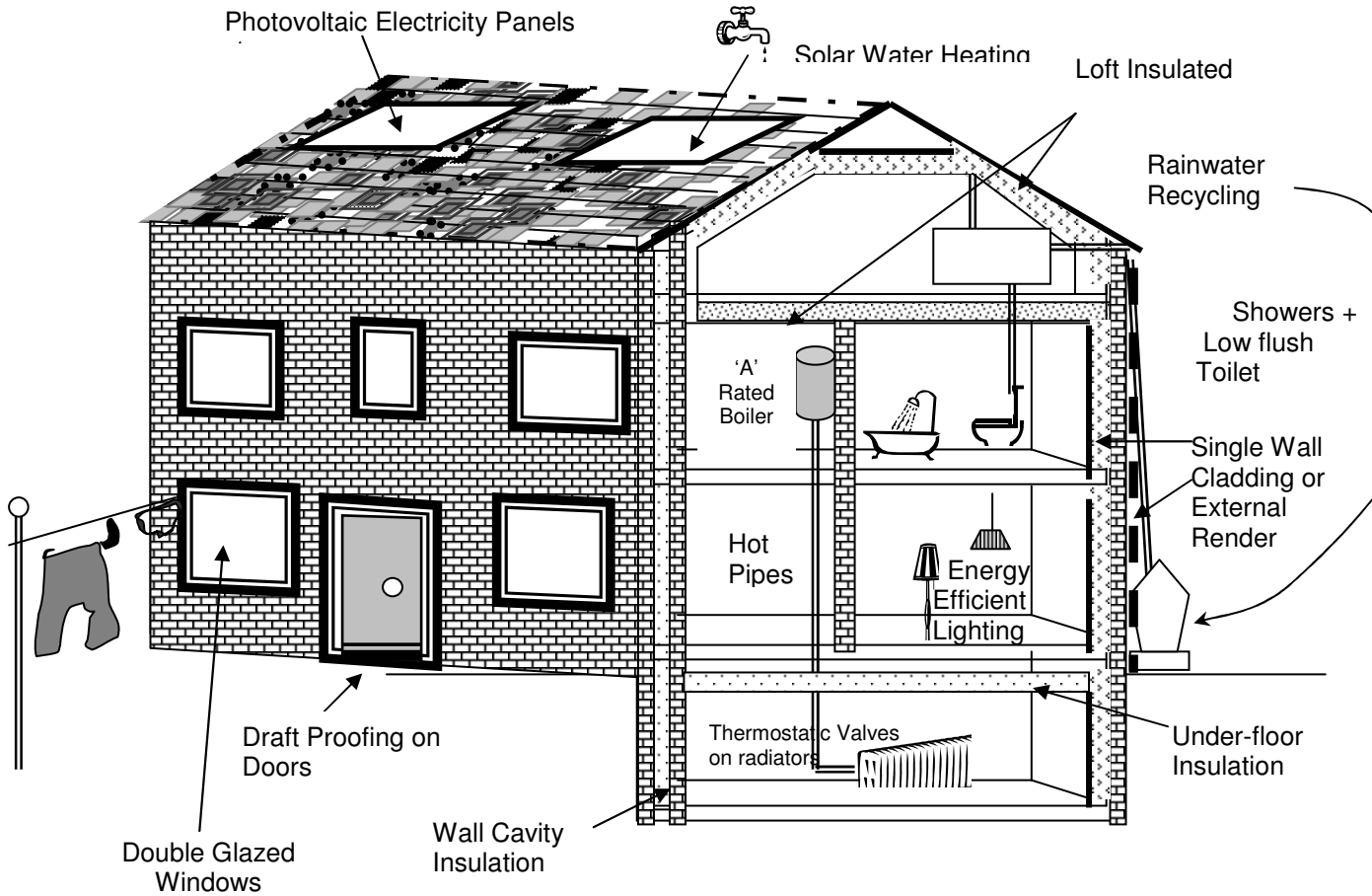
For further information on NEA's Affordable Warmth Strategy development process contact:

Lorraine Donaldson
Operations Manager
NEA
23 Estate Buildings
Railway Street
Huddersfield
HD1 1JY

Tel: 01484 223489
Mob: 07714 294025
E_mail: lorraine.donaldson@nea.org.uk

This page is intentionally left blank

Save Money and the Planet make your home AN ENERGY EFFICIENT HOME



Introduction

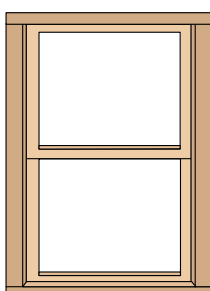
The house on the cover belongs to the Sketch family of Newsomewhere, Kirklees. Constructed by Irregular Planning and Sons it's a bit odd as its built partly in the early 1900's and the late 1980's. For us though this is great as it shows a range of issues that people face when improving energy efficiency in their home.

When the Sketch family moved in last year they wanted to know how to make their home more energy efficient. None of them knew much about energy efficiency and wondered how best to make good choices before doing anything to their home.

Their neighbour suggested the family go to . The Sketch family found out that **the Energy Efficiency Advice Centre give free independent advice about improving energy efficiency to anybody, whether they own or rent their home.** They even help people get grants for home improvement work.

The Sketch families story provides paybacks summary tables for the technologies and improvements giving an idea of how long it takes for the savings resulting from improvements to cover the original costs. This information provided for best estimate purposes is independently sourced¹ from experts and based on a semi-detached house with 3 bedrooms. The 'Installed Costs' assume that installation is undertaken by a professional installer. Where grants helping people make the suggested home improvements are available at time of writing information has been supplied.

This is what the Sketch family did - you could do it too!



WINDOWS and DOUBLE GLAZING: The first thing the Sketch family changed, was their glazing, this is the most popular energy efficiency measure taken by people in this country.

The Sketch family got advice before getting new double-glazing and found out that "low-e" glazing must be used in all replacement and new windows. "Low-e" glazing has a special heat reflective coating reducing heat loss from homes through windows by 45 - 50%. Argon gas filled double-glazing is also available and this makes heat escape at an even slower rate than other types. With double-glazing fitted the Sketch family expect to **save between £25 and £35** on heating bills **each year.**

The Energy Efficiency Advice Centre helpfully pointed out to the Sketch's that fitting double-glazing when existing window frames need replacing saves both

¹ sourced from the Energy Savings Trust and Energy Efficiency Advice Centre

time and money. If the Sketch's had not been able to do this straight away, or had been on a budget, they could have fitted secondary glazing. This is less effective than double glazing but also less expensive and still saves money by cutting heat loss and draughts as a temporary measure.

DRAFT PROOFING WINDOWS AND DOORS: The Sketch family were amazed to learn that proper draft proofing of doors and windows is **one of the most cost effective way to cut bills**. Mr Sketch remembered using stick on foam proofing at his old home but this didn't seem to work very well as it dropped to bits after a couple of years.

The Energy Efficiency Advice Centre were really helpful and said that the best way to draft proof is to use polypropylene tubing. This initially costs more than foam but lasts so much longer and in the end it saves more money. In checking for advice they realised that the family living room has both an open coal fire, and a back-up gas fire. The Sketch's were not sure whether the gas fire had balanced flue and were told that if the room had no airbrick they could have been at risk from Carbon Monoxide poisoning if rooms were too tightly sealed.

The Sketch's had the flue checked and also had an airbrick fitted before installing draft proofing throughout their home. To be on the safe side they have fitted Carbon Monoxide Detectors in their living room and kitchen where they have a combined electric and gas cooker; for more information about Carbon Monoxide Poisoning and prevention please see the glossary.

Through draft proofing the family expect to **save between £10 and £20 on heating bills** each year.

Paybacks Summary Table: Draft Proofing

Measure	Annual Saving (£/yr)	Installed Cost £	Installed Payback
Draught proofing	£10 - £20	From £50 - £75	3-7 years

INSULATING WALLS: The Sketch family learnt that up to 35% of all heat lost in homes can be through walls. They were very concerned about this as their home has a mixture of types of wall including cavity walls, typical of homes built between the 1930's and 1980's, and single shell walls built before this time or sometimes used in extensions.

Cavity Walls: They Sketch's learned that homes with cavity walls can be improved simply using cavity wall insulation which fits like sandwich filling between the two layers of wall. **Cavity wall insulation can be the most cost effective way to save energy.**

Single Shell Walls: For their single shell or non cavity walls they had a choice of external cladding, specially rendering outside and if this couldn't

have been be done (cases where walls are of exceptional architectural interest) then cladding could have been used on the inside of the wall.

Paybacks Summary Table: Wall Insulation

Measure	Annual Saving (£/yr)	Installed Cost £	Installed Payback
Cavity Wall Insulation	£100-£120	About £135	13-16 months
Internal wall insulation	£210 - £260	From £40/m ²	-
External wall insulation	£220 - £270	From £1800	From 7 years

Grants Support: The Energy Partnership / Energy Efficiency Advice Centre - See Contacts towards the end of this document - will insure that all home owners needing cavity wall insulation get proper independent advice and have it installed at discount prices.

Some people may also be eligible for a grant covering this work and additional improvements under the National Government funded Warm Front Scheme. See Glossary Warm Front.

INSULATING THE LOFT OR ROOF: The Sketch family learned that their un-insulated roof probably cost them 20% of their heating bill and were very anxious to do something about this. Again they discovered there were alternative ways of insulating the roof.

In homes where the loft isn't used as part of the living space and the floor boarding allows, a layer of mineral wool, prepared sheep's shoddy or recycled textile and/or paper insulation, material can be laid down horizontally like carpet. The depth now recommended is 270mm. Care must be taken by DIY enthusiasts to ensure sufficient gaps are left around the eaves to avoid condensation. A gap in the insulated area should also be left under water tanks to avoid them freezing and the pipe work and loft hatch should also be insulated.

Paybacks Summary Table: Loft Insulation

Measure	Annual Saving (£/yr)	Installed Cost £	Installed Payback
Loft Insulation (270mm)	£50 - £170	From £200	18 months - 4 years

Grants Support: The Energy Partnership / Energy Efficiency Advice Centre - See Contacts towards the end of this document - will insure that all home owners get proper independent advice about loft insulation and have it installed at discount prices. Some people may also be eligible for a grant covering this work and additional improvements under the National Government funded Warm Front Scheme. See Glossary Warm Front.

Primary Pipe Insulation Costs

Primary pipe work insulation	Approx £10 – 20
------------------------------	-----------------

In homes where the loft is used as part of the living space or the cavity between the floor boards isn't adequate thermo foil or special internal cladding can be used directly under the roof.

INSULATING FLOORS: The Sketch family home has a cellar which used to cause 25% of their heat to be lost through the floor. Mrs Sketch likes stripped pine floors rather than carpets which made the problem worse. As a minimum measure Mrs Sketch filled in gaps under the Skirting Boards with beading or Mastic sealant to stop draughts and reduce heat loss. She also wants to improve her savings by installing under-floor insulation and is working on Mr Sketch to see if he will do some DIY work with her.

Paybacks Summary Table: Floor Insulation and Draft proofing

Measure	Annual Saving (£/yr)	DIY Cost £	DIY Payback
Floor insulation	£30 - £40	From £100	From 3 years
Sealing skirting board gaps	Approx £10	Around £20	2 years

BOILERS: The Sketch's needed to replace their 15 year old boiler, and chose a new 'A' rated condensing model which will save them between a third and 40% (**about £150 each year**) on the fuel bill, it will also reduce their homes CO₂ emissions by a third.

High efficiency condensing boilers convert more than 88% of their fuel into heat, compared to 78% for conventional types. They have either a larger or a second heat exchanger, which saves the heat that would otherwise escape up the flue. The flue gases cool to the point that water vapour produced during combustion condenses. High efficiency condensing boilers can be easily fitted to most new and old heating systems. They're suitable for oil and gas-fuelled homes - even LPG (liquefied petroleum gas). They're usually no larger than conventional boilers and can be bought as either combination boilers, which heat up water on demand, or conventional system boilers, where a separate hot water cylinder is required.

Regulations introduced on 1st April 2005 in England and Wales require that boilers fitted from now on are of the high efficiency condensing type. Installers should be CORGI registered and able to advise you about energy saving recommended models.

Paybacks Summary Table: Condensing Boiler

Measure	Annual Saving (£/yr)	Installed Cost £	Installed Payback
'A' rated Condensing Boiler	Up to £100 per annum	From £1,750	From 10 years



Hot Water Jackets: If a separate hot water cylinder is used then a good well fitted hot water tank jacket at least 75mm (3") thick will create further savings, hot water pipes should also be insulated.

Paybacks Summary Table: Hot Water Tank Jacket

Measure	Annual Saving (£/yr)	Installed Cost £	Installed Payback	DIY Cost £	DIY Payback
Hot water tank jacket	Approx £15	From £54	From 4 months	From £10	From 8 months

Grants support: Some people may also be eligible for a grant covering this work and additional improvements under the National Government funded Warm Front Scheme. See Glossary Warm Front.

HEATING CONTROLS & Temperature management: To get the most out of their new high efficiency boiler the Sketches combined its installation with new heating controls. The new controls let their heating systems react to changes in temperature, providing different levels of heat in different rooms and switching the hot water on and off at the times they want.


The Sketch's heating controls will pay for themselves in under five years saving them as much as 17% on their heating bill. To be extra sure they got the right things they asked the installer to ensure their new heating controls and high efficiency condensing boiler carry the Energy Saving Recommended logo.

The heating in the Sketch's home is set at different temperatures for different rooms depending on the Members of their family using the room for long periods. The living room and Granny Sketch's bedroom, the rooms Granny spends most time in, are kept at 21°C (or 70F), in line with recommended temperature for less mobile people, the very young and older people. The rest of the house is kept to a temperature of no more than 18 °C (or 65F) the recommended temperature for healthy mobile people².

POSITIONING RADIATORS: When the Sketch family had their heating updated they got work done to move the the radiators. Many of the families radiators had been located on outside walls increasing heat loss through the walls, some were also beneath windows making heat loss even greater.

Even with new double glazing and wall insulation moving the radiators to internal walls should cut back the rate of heat loss and may save them £20 + per year. In rooms where the radiators couldn't be moved the Sketch's have used reflective sheeting on the wall behind to reduce heat loss.

² Temperature advice taken from Local Energy Support Programme, York North and East Yorkshire publication: The Thermal Comfort Criteria of the Decent Home Standard. A Concise Guide for Local Authorities. For more information contact 01904 554406.



PHOTOVOLTAIC PANELS AND SOLAR WATER HEATING:

The Sketch's house has a roof facing within 90 degrees of south and has no buildings or large trees overshadowing it. This makes their home ideal for the installation of solar Water Heating and Photovoltaic Panels. In homes without such perfect conditions, i.e. A South, South East, South West, West or East facing roof people can still benefit from these technologies. Panels work throughout daylight hours, even if the sky is overcast and there is no direct sunshine.

Solar Water Heating: Solar Water Heating Panels or “collectors” are fitted to a buildings roof. They use the sun's heat to warm water, or another liquid passed through the panel and then fed to a heat store - e.g. a hot water tank – which helps provide hot water for the home.

Grants support: Mr Sketch was advised by the Energy Efficiency Advice Centre to apply for a grant through the Government funded scheme for installing Solar Water Panels called Clear Skies³ which will pay out £400 towards the new system regardless of system size.

The Energy Savings Trust describe Solar Water heating as the most cost-effective, affordable renewable technology for housing currently available, which, if used and sized correctly for the household, can provide 50% of hot water needs over a year.

Paybacks Summary Table: Solar water Heating

Measure	Annual Saving (£/yr)	Installed Cost £	Payback
Solar Water Heating	Approx £120 - £175	Between £2,000 - £3,100 Or £1,600 – 2,700 with grant	Around 13 Years

To encourage people to get Solar Water Heating installed the Energy Partnership – a non profit making publicly funded body – See Contacts towards the end of this document – have teamed up with Solartwin. They will support people absolutely free in the following ways;
Evaluating the suitability of their homes for Solar Water Heating.
Preparing the clear-skies grant application for them
Getting the system installed.

As costs to professionally install solar water heating systems vary significantly it is important that those considering investing in this technology who are supported by the Energy Partnerships independent advisors do as much research as they can to ensure they get the best system for their needs and

³ For More Information about Clear Skies grants for Solar Water heating see;
<http://www.clear-skies.org/households/GrantsAndTechnologies.aspx>

value for money. The Clear-skies scheme requires householders to obtain **at least three quotes** from **registered** suppliers before a Household Grant is Offered.

Photovoltaic (PV) Panels: Mr Sketch hadn't realised that solar panel were a different kind of technology to Solar Water heating panels until he began his research. His daughters school asked him to come and talk about all the Energy saving solutions that the family have installed in their homes and so, before doing this he wrote down the following description of how a solar energy panel or PV panel works. Missy Sketch is really proud of her families home improvements as the school are learning about climate change and what ordinary people can do to help the environment.

A PV panel consists of one or more solar cells, each cell is made from material which absorbs some light particles or photons from sunlight; photons are stable positively charged electrical particles which singularly equal a tiny amount of energy.

The photons absorbed by the solar cell start a process of freeing an electron; an electron is a stable negatively charged electrical particle. The combined effect of negative and positive energy exchange and flow through the solar cell material then produces electricity through a continuously running cycle during day light hours.

Energy produced from PV panels can be used immediately or stored in the equivalent to batteries. An average solar panel can produce electricity for 20 years or more. A Photovoltaic⁴ Panel can provide a household with about 30-50% of their electricity needs over a year.

Paybacks Summary Table: Photovoltaic Panels

Measure	Annual Saving (£/yr)	Installed Cost £	Payback
PV Panels	Approx £	Around £7000 or £3500	About 20 years

Grants Support: The Energy Saving Trust is running a Solar PV grants programme – for the Department of Trade and Industry – aimed at creating a long-term, sustained and viable market for solar energy. Grants are available to any UK property owner and do not require applicants to be financially assessed. Grants fund between £2,500-£5,000 (or 50% of the eligible costs of installing PV based on per kilowatt peak electricity generation) To get more information about Photovoltaic systems or help with applying for a grant people can find information on the Web at www.est.org.uk/myhome phone the hot line: 0800 298 3978, or contact their local Energy Efficiency Advice Centre.

⁴ The term Photovoltaic is derived from the Greek prefix "Phos" meaning light and Volta after Alexander Volta a pioneer in the field of electricity.

ENERGY SAVING LIGHT BULBS: Granny Sketch, is 98 and getting a little forgetful, she lives with the Sketch family. Mrs Sketch knows that if lights have been left on in the family home it was either Granny or their rather absent minded son on his way out to play football. Mrs Sketch read in one of her magazines that **switching off an unnecessary light for just one night saves enough energy to run a stereo for 24 hours.**

Mrs Sketch is encouraging good habits in her family, but to be on the safe side got the Energy Efficiency Advice Centre to help her with some practical solutions. She was delighted to find out that installing just one energy-saving light bulb could save about £7-10 of electricity each year by only using about 20% of the energy ordinary bulbs need better still the bulbs will last 12 times longer than ordinary bulbs; making more time for shoe shopping. Apparently if every household in the UK installed just one, the saving in electricity would be the equivalent to the power needed for lighting 3 million homes each year⁵ or about £80 million.

Mrs Sketch's **first Energy saving light bulb was free from the Energy Efficiency Advice Centre after she took ten minutes to fill in a Home Energy Check Questionnaire**, the rest she bought at her local hardware store. By using the bulbs in every room she hopes to save the family about £40 each year on their electric bill.

Paybacks Summary Table: Energy Efficient Light Bulb

Measure	Annual Saving (£/yr)	Cost £	Payback
One Energy Efficient Light Bulb	£5 - £10	Around £1.80 - £5.00	5 months – 1 Year

OTHER MEASURES AND GOOD PRACTICE

The Sketch family now know that energy saving is not just about new technologies but also clever thinking about every day things and knowing what to look for when buying new household goods.

Clever thinking about every day things

Making A Cuppa: The Sketches now measure out just the water they need to boil in the kettle before making cups of tea or coffee. This saves electricity and also lengthens the life span of the kettle by reducing scale build up. If everyone in York did this the savings would probably amount to the Street lighting bill for the city⁶. The




⁵ Source for figures see; Energy Information at the University of York www.york.ac.uk/energyconservation/matters.htm and the Radio Times Magazine 13th –19th August 2005

⁶ Based on estimates for UK given in the Radio Times Magazine 13th –19th August 2005

Sketch's use white vinegar as a de-scaler⁷ in their kettle when lime scale builds up - due to York being a hard water area – as they know this will also improve energy efficiency.

Hot Water Settings: The Sketch family have set their hot water to 60°C, this is more than adequate for washing purposes and also hot enough to pasteurise the water to prevent diseases such as Legionella.



Brushing teeth: The Sketch's have stopped using hot water to brush their teeth and have learned not to leave the tap running as they brush but just pour 1/3 of a tumbler full of cold water each time. This will save the family the costs of 24,000 litres of hot water each year.

Showers: Whilst Mrs Sketch likes to soak in the bath after gardening and Junior likes to have a bath after a football match the Sketches realise that on most occasions showering rather than bathing is less costly in terms of both energy and the water used; saving around 40 litres⁸ of hot water each time.

Cooking: Junior Sketch loves cooking as much as football and wants to be the low energy Jamie Oliver. **Pans:** He always uses only the smallest pans necessary and cuts vegetables and potatoes into fairly small pieces which cook faster. He only just covers fruit, vegetables, rice or potatoes with water and always covers pans with a lid to keep in heat. This way it not only takes less time to heat up the water and less energy to keep hot but the food cooks more quickly. Junior also knows he's improving the families health as less water and faster cooking times means less of the valuable vitamins and minerals seep away into the cooking water.

Refrigerating and Freezing: Junior never leaves the fridge or freezer door open longer than necessary, as cold air will escape and more energy will be required to make the temperature inside the fridge cool again. He never puts warm or hot food into the fridge and as one of his chores around the home he regularly defrosts the fridge and freezer and checks that the door seals are working properly; seals should be tight enough to hold a piece of paper securely when closed.

Washing the pots: Junior's not as keen on washing pots as he is on cooking but his Mum knows that washing the pots by hand and only when at least a washing up-bowl full needs doing



⁷ White vinegar can be used as an environmentally friendly de-scaler for kettles in the following way: pour sufficient white vinegar into a cool kettle to cover the heating element, leave for one hour, empty kettle and fill with water, bring to boil then discard the boiled water and rinse before normal use.


⁸ Figure sourced from <http://www.doingyourbit.org.uk/>

saves the family money spent on powering the old dish washer and on the amount of water used. Junior is rather envious of next door's dish washer which is a new 'A' rated model (see below under what to look for when purchasing new household goods), the neighbours only ever run this on the economy cycle when its full up and their savings are equivalent to the Sketch's.

Standby Buttons: The Sketch family are every day folk and hardly what could be described as hippies, they love their music, television and video equipment. They have realised however that they could use these things more economically by not leaving them on stand-by mode. Leaving equipment on stand-by mode uses around 70-85% of the electricity the equipment needs when fully on and is one of the most wasteful things a family can do.

Washing the car: Mr Sketch used to wash the car every Sunday using hot water straight from the tap. Now he waits for Mrs Sketch to finish having a bath and siphons off the bath water to do the car washing, this re-uses around 1,920 litres of hot water each year.

Doing the Laundry: Mrs Sketch has asked the children to plan the clothes they need in advance so that she has time to dry them on the line rather than using the tumble drier; every time they forget and she needs to use the tumble drier she deducts £1.00 from their pocket money. Mr Sketch helps Mrs Sketch to sort the washing into colours and white loads and the washing machine is only used when there's enough washing for a full load.



All the washing is now done on a 40°C washing cycle as Mrs Sketch found that with modern washing powders this is perfectly adequate. The Sketch's use a de-scaler in their washing machine once every three months - due to York being a hard water area – as they know this will improve efficiency and extend the life of the machine. Mrs Sketch uses white vinegar as an environmentally friendly de-scaler for her washing machine⁹. By adopting these habits the family washing now costs the Sketch family about 30% of what it cost them last year


Curtains: Closing all the curtains at dusk will help to stop heat escaping through windows whilst opening the curtains during daylight hours will help rooms heat up through sunlight. Simple curtain management can save up to £20 per year.

What to look for when buying new household goods.

⁹ To use white vinegar as a descaler for washing machines put ¼ pint of vinegar into the drum then run the machine through a 60°C wash cycle without laundry.

Householders who are looking to replace certain household items either by buying, hire or hire-purchase are now able to easily work out whether or not the new items are efficient ; i.e. use low amounts of energy and/or water to perform the jobs they do. All they need to do is check the European Community Energy Label which must be displayed on the following items by law;

- ✓ Refrigerators, freezers and fridge-freezers
- ✓ Washing machines
- ✓ Electric tumble dryers
- ✓ Combined washer-dryers
- ✓ Dishwashers
- ✓ Lamps
- ✓ Electric ovens
- ✓ Air conditioners



This also applies to new household products displayed for sale via Mail Order catalogues and the Internet as well as shops. Advertisements and manufacturers literature is required to contain similar information, and people should be provided with this information wherever such products are available for hire or sale.

The European Community Energy Label is shown on the left. The labels on domestic appliances show on a scale of A to G where A is best and G worst whether the fridge, washing machine, iron, lamp or tumble drier in question is a high or low performer in terms of energy use and water consumption.

Shoppers are now used to this idea and choose items with the most A ratings as these cost least to run and reduce fuel and water bills.

Some items now display a higher than A rating i.e. AA or A++

The Table below gives an indication of the effect that opting to a more energy efficient appliance has in terms of savings each year. Where the difference in £ per year running costs are based on comparison between an average appliance purchased new in 1995 and an Energy Saving Recommended model of similar size. The table savings costs are based upon an electricity cost of 7.9p/kWh from the electricity supplier.¹⁰

Appliance	EU Energy Rating	Saving/year (up to)
Fridge Freezer	A+ or A++	£35.00

¹⁰ Figures supplied by the Energy Savings Trust <http://www.est.org.uk/myhome/efficientproducts/>

Upright/Chest Freezer	A+ or A++	£25.00
Refrigerator	A+ or A++	£15.00
Washing Machine	A	£5.00
Dishwasher	A	£13.00

ENVIRONMENTAL COSTS

Missy Sketch has used her families experiences as part of her school project about climate change and what ordinary people can do to help the environment. Missy knows that human activities, particularly burning of fossil fuels to produce energy release carbon as carbon dioxide (CO₂), contributing to global warming. Missy's class have learned that the CO₂ produced in this way is the biggest controllable source of CO₂ and they are finding out how to reduce this in their homes and school; after all the future is theirs.

Missy asked the Energy Efficiency Advice workers whether they could tell her what Carbon Emissions her home had produced before and after their home improvements work. This is what she found out.



An average UK home produces around 6+ tonnes of Carbon Dioxide each year and not including the carbon dioxide created by car or automobile usage. To balance the damage done by an average homes production Missy is told that home owners would need to plant around 36 broad leaved native trees¹¹. Missy's home before improvement was worse than average producing around 8 tonnes of CO₂ each year and would require about 48 trees planted to

balance, or 6 trees per ton.

As each of the home improvements were installed the tonnes of CO₂ produced each year in the house reduced, the house now only produces about 1- 1.3 tonnes of CO₂ per annum or 6 to 8 trees worth. Missy has planted a Crab Apple and a Rowan tree in her garden and will be planting 6 more trees with her class during National Tree Week this year (See Glossary for more about National Tree Week).

CONTACTS

Energy Efficiency Advice Centre

Write: The Energy Efficiency Advice Centre

¹¹ See Glossary for definition of Broad Leaved Native Trees

20 George Hudson Street
York

Call free-phone number: 0800 512 012
or by Email to: advice@4sustainable-energy.co.uk

Energy Partnership

People can contact the Energy Partnership on the free-phone number: 0800 512 012 or by Email to: advice@4sustainable-energy.co.uk

Warm Front

People can get further information about Warm Front on the free-phone number: 0800 512 012 or by Email to: advice@4sustainable-energy.co.uk

GLOSSARY:

Broad Leaved Native Trees

Broad Leaved native Trees would generally be agreed to be species of Deciduous (trees which loose their leaves in winter) trees which have grown in England since the last Ice Age. The below list is not comprehensive but provides a guide;

Alder (Alnus glutinosa), Ash (Fraxinus excelsior), Aspen (Populus tremula), Bay Willow (Salix pentandra) Beech ** (Fagus sylvatica), Bird Cherry (Prunus padus), Black Poplar (Populus nigra var betulifolia), Broad-leaved Lime ** (Tilia platyphyllos), Crab Apple ≡(Malus sylvestris), Crack Willow (Salix fragilis), Downy Birch (Betula pupescans), English Oak (Quercus robur), Field Maple (Acer campestre), Goat Willow (Salix caprea), Hawthorn ≡**(Crataegus monogyna) and Midland Hawthorn≡ (Crataegus oxyacantha), Hazel≡ ** (Corylus avellana), Hornbeam (Carpinus betulus), Rowan ≡(Sorbus aucuparia), Sessile Oak (Quercus petraea), Silver Birch≡ (Betula pendula), Small-leaved Lime (Tilia cordata), Service Trees (Sorbus domestica and Sorbus torminalis), White Willow (Salix alba), Whitebeam (Sorbus aria), Wild Cherry (Prunus avium), Wych Elm (Ulmus glabra)

≡ **Suitable for smaller gardens**

** **Suitable for Hedging or pleatching**

CARBON MONOXIDE: Poisoning and Prevention

Carbon monoxide (CO) is a poisonous gas, which may be given off by heating - both fixed and portable appliances - or cooking appliances that use gas, coal, wood or oil, if they're not working properly, if the flue is blocked in any way, or if the room is not properly ventilated.

More than 50 Deaths from accidental domestic carbon Monoxide poisoning occur in the UK each year. Carbon Monoxide gas has no smell, no colour or taste and this makes it particularly dangerous.

To avoid accidental death through Carbon Monoxide poisoning people should do the following things as a minimal precaution;

- ✓ Households with a gas boiler or heating system should be serviced every year
- ✓ Chimneys should be swept, even if the fire is not in regular use, every year
- ✓ Fit Carbon Monoxide detectors, these should comply with British Standard BS 7860 – a Carbon Monoxide detector is a warning device not a substitute for regular servicing.

In rented accommodation

The Gas Safety (Installation and Use) Regulations 1998 place a duty on landlords to make sure that appliances and flues are kept in good order and checked for safety at least once every 12 months. Landlords must also keep a record of previous safety checks and issue the current record to the tenant.

Tenants moving into new accommodation should:

- Demand to see a copy of the current record of safety checks carried out.
- Ensure that safety checks were carried by a CORGI-registered engineer.
- Not use any gas appliances which they think may be unsafe.
- Not attempt do-it-yourself work on appliances.

For more information about Carbon Monoxide in Homes please see the Department of Trade and Industry web site www.dti.gov.uk/homesafetynetwork/cm_intro.htm

National Tree Week is the Tree Council's festival marking the beginning of the tree planting season, and celebrating trees and woods across the UK. Including opportunities to plant trees or take part in events such as, walks, talks, songs, story-telling and tree dressing.

This Year it takes place between **23 November – 4 December 2005**

For More Information contact The Tree Council on 020 7940 8180 (office hours)

Or see their website: <http://www.treecouncil.org.uk/projects/ntw.htm>

WARM FRONT

Warm Front is a National Government funded initiative. The Warm Front grant can provide up to the value of £2,700 (or £4,000 if oil central heating has been recommended) of energy efficiency and heating measures for home owners or people living in privately rented properties. Energy efficiency advice with a view to the possibility of getting funding through the Warm Front scheme and tailored to each household can be provided in accordance with the Energy Savings Trust's Code of Practice from local Energy Efficiency Advisory Centres; to get support to apply for a Warm Front Grant or checking eligibility see **contacts** above.

Who might be able to claim a Warm Front Grant?

1. Householders who have a child under the age of 16 or who are pregnant and have been given a maternity certificate MAT B1, and are also in receipt of one or more of the following benefits:
 - Income Support
 - Housing Benefit
 - Council Tax Benefit
 - Income Based Job Seekers Allowance

2. Householders who are in receipt of one or more of the following benefits:
 - Working Tax Credit
(which must include a disability premium)
 - Child Tax Credit
 - Income Support
(which must include a disability premium).
 - Housing Benefit
(which must include a disability premium).
 - Council Tax Benefit
(which must include a disability premium).
 - Attendance Allowance
 - Disability Living Allowance
 - Industrial Injuries Disablement Benefit
(which must include Constant Attendance Allowance).
 - War Disablement Pension
(which must include the mobility supplement or Constant Attendance Allowance).

1. People aged 60 years or over and who receive any of the following;
 - Income Support
 - Council Tax Benefit
 - Housing Benefit
 - Income-based Jobseekers Allowance
 - Pension Credit

What energy efficiency and heating measures does Warm Front cover?

Insulation measures:

- Loft insulation.
- Draught proofing.
- Cavity-wall insulation.
- Hot-water-tank insulation.

Heating systems

- Central heating
- Gas room heaters with thermostat controls
- Electric storage heaters
- Converting a solid-fuel open fire to a modern glass-fronted fire
- Time controls for electric space heaters and water heaters
- Heating repairs and replacements

Other measures

- Energy advice.
- Two low-energy light bulbs.
- Hot water tank jacket.

This page is intentionally left blank

The Nottingham Declaration

City of York Council recognises that Climate Change is likely to be one of the key drivers of change within our community this century.

We acknowledge that


- Evidence continues to mount that climate change is occurring.
- Climate change will have far reaching effects on the UK's economy, society and environment.

We welcome the

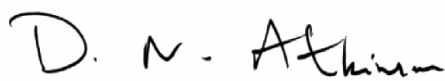
- Social, economic and environmental benefits which will come from combating climate change.
- Recognition by many sectors, especially government and business, of the need for change.
- Emissions targets agreed by central government and the programme for delivering change as set out in the *Climate Change - UK Programme*.
- Opportunity for local government to lead the response at a local level and thereby play a major role in helping to deliver the national programme.
- Opportunity for us to encourage and help local residents and local businesses - to reduce their energy costs, to reduce congestion, to improve the local environment and to deal with fuel poverty in our communities.
- Additional powers to address the social, economic and environmental well-being of our communities contained within the Local Government Act 2000, which will assist in this process.

We commit our Council to

- Work with central government to contribute, at a local level, to the delivery of the UK climate change programme.
- Prepare a plan LASP (Local Authority Support Programme), to address the causes and effects of climate change and to secure maximum benefit for our communities.
- Publicly declare, within the plan, the commitment to achieve a significant reduction of greenhouse gas emissions from our own authority's operations especially energy sourcing and use, travel and transport, waste production and disposal and the purchasing of goods and services.
- Encourage all sectors in the local community to take the opportunity to reduce their own greenhouse gas emissions and to make public their commitment to action.
- Work with key providers, including the health community, businesses and development organisations, to assess the potential effects of climate change on our communities, and to identify ways in which we can adapt.
- Provide opportunities for the development of renewable energy generation within our area.
- Monitor the progress of our plan against the actions needed and publish the results.



Steve Galloway
Leader
City of York Council



David Atkinson
Chief Executive
City of York Council



Elliot Morley MP
Minister of State for Environment
and Agri-Environment

This page is intentionally left blank